

Improving Presentation Skills With PechaKucha

Suzan Stamper

Name _____

Group _____

Article _____

Plan the slides for your presentation here. The maximum number of slides is 10, but you can use fewer than 10.


Include the following:

1. **Title slide**—include your full name, group, student ID number, the full title of the article and the author's name.
2. **Summary slide(s)**—clearly sum up the main idea of the article; include at least one graphic organizer.
3. **Applications/Reflections slide**—critically reflect on the article. Are there any problems in the article? Is it logical? Do you have any questions after reading it? Does the information apply to you?
4. **References slide**—give the APA reference for your assigned article.


Title slide/slide 1




Slide 2



Slide 3




Slide 4




Improving Presentation Skills With PechaKucha


Slide 5




Slide 6



Slide 7



Slide 8



Slide 9



References/Slide 10

