





































Ordering Food in a High School

Melissa Quasunella and Hannah Massengill

APPENDIX A: Cafeteria Role-Play Scripts

Visual Scripts

Directions: Each student will take turns playing the role of “student” and the “lunch worker.”

<p>Scenario 1</p>         	<p>Scenario 2</p>         
<p>Scenario 3</p>         	<p>Scenario 4</p>         

Scripts

Directions: Each student will take turns playing the role of “student” and the “lunch worker.”

<p>Scenario 1</p> <p>Lunch Worker: What would you like to eat?</p> <p>Student: I'd like <u>pizza</u>.</p> <p>Lunch Worker: What would you like to drink?</p> <p>Student: I'd like <u>juice</u>.</p> <p>Lunch Worker: How would you like to pay?</p> <p>Student: Cash. Thank you!</p>	<p>Scenario 2</p> <p>Lunch Worker: What would you like to eat?</p> <p>Student: I'd like <u>chicken fingers</u>.</p> <p>Lunch Worker: What would you like to drink?</p> <p>Student: I'd like <u>water</u>.</p> <p>Lunch Worker: How would you like to pay?</p> <p>Student: Pin number. Thanks!</p>
<p>Scenario 3</p> <p>Lunch Worker: What would you like to eat?</p> <p>Student: I'd like <u>a sandwich</u>.</p> <p>Lunch Worker: What would you like to drink?</p> <p>Student: I'd like <u>milk</u>.</p> <p>Lunch Worker: How would you like to pay?</p> <p>Student: Cash. Thank you!</p>	<p>Scenario 4</p> <p>Lunch Worker: What would you like to eat?</p> <p>Student: I'd like <u>a sandwich and fruit</u>.</p> <p>Lunch Worker: What would you like to drink?</p> <p>Student: I'd like <u>water</u>.</p> <p>Lunch Worker: How would you like to pay?</p> <p>Student: Pin number. Thanks!</p>

APPENDIX B: Cafeteria Vocabulary

Cafeteria Vocabulary

Picture	Word	Remember
	cafeteria	
	lunch workers	
	student	
	chicken fingers	
	pizza	
	cookies	
	French fries	

Cafeteria Vocabulary (continued)

Picture	Word	Remember
	sandwich	
	fruit	
	water	
	juice	
	milk	
	cash	
	pin number	

Ordering Food in a High School

APPENDIX C: *Jazz Chant*

The jazz chant lyrics are the same words that the buddies (student helpers) say in their performance of the ordering food skit (Scenario 1 from Appendix A).

Group A: What would you like to eat?

Group B: I'd like pizza.

Group A: What would you like to drink?

Group B: I'd like juice.

Group A: How would you like to pay?

Group B: Cash. Thank you!

APPENDIX D: *Conversation Fill-In*

Name: _____

Complete the conversation with the food and drink you would like to order from the lunch worker. Also, write how you would like to pay.

Lunch Worker: What would you like to eat?

Student: I'd like _____.

Lunch Worker: What would you like to drink?

Student: I'd like _____.

Lunch Worker: How would you like to pay?

Student: _____. Thank you!