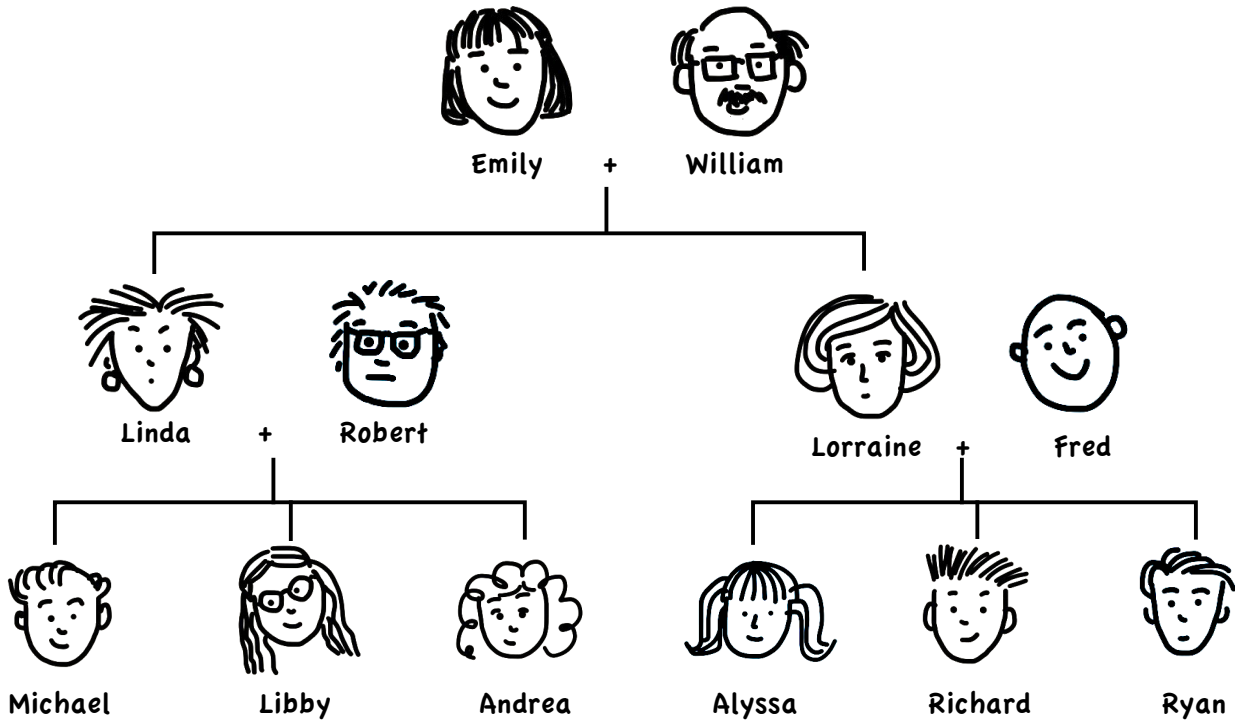
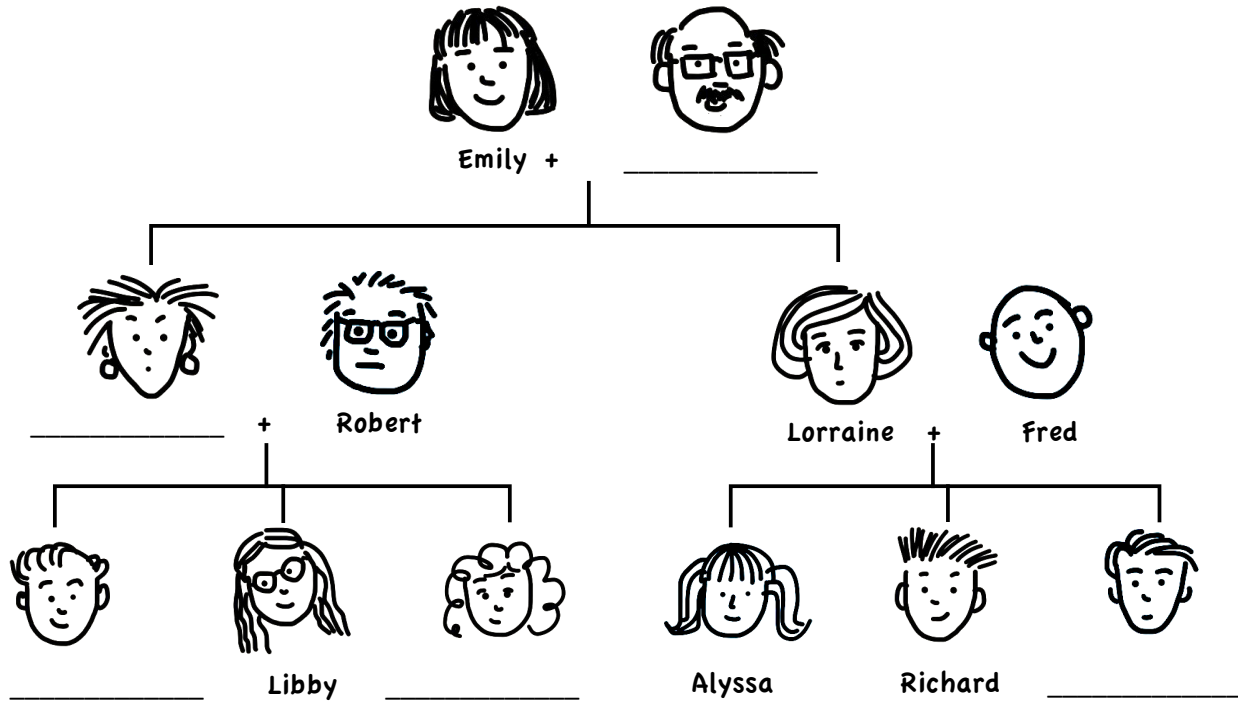



The Reilly Family Tree



### The Reilly Family Tree Info Gap (A)



### The Reilly Family Tree Info Gap (B)



## **Teacher's Notes: The Reilly Family Tree**

### **Guided/Communicative Practice**

Give pairs of students a copy of the family tree. Point out that all the names have /r/ or /l/ in them. Have students practice saying the names of the family members. Make sure they know family vocabulary (mother, father, cousin, uncle, daughter-in-law, etc.)

Put students in pairs. Have them ask each other questions about the family members: "Who are Linda's children?" "Michael, Libby, and Andrea."

Have students play a guessing game. One partner chooses a family member and gives his/her partner clues. ("This person is Fred's son.") The other partner guesses who it is.

Have students tell stories about the family members, based on their pictures and family relationships.

## **Family Tree Info Gap**

### **Guided/Communicative Practice**

Have students work with a partner. Give Reilly Family Tree A to one partner and Reilly Family Tree B to the other. Partners ask each other questions about the family members to fill in the missing names.

Based on an activity in Teaching Pronunciation: A Sourcebook and Reference Guide. (Celce-Murcia et al. 2010)