

9/13/2018

Membership Statistics: Grand totals for basic membership, by member type and country

		<u># Memberships</u>	<u># Members</u>
IND	BASIC		
	Existing Member(s)	3,497	3,497
	New as of 8/1/2018 or later	29	29
IND	BASIC	3,526	3,526

IND2	BASIC		
	Existing Member(s)	1,929	1,929
	New as of 8/1/2018 or later	18	18
IND2	BASIC	1,947	1,947

STU	BASIC		
	Existing Member(s)	896	896
	New as of 8/1/2018 or later	9	9
STU	BASIC	905	905

STU2	BASIC		
	Existing Member(s)	612	612
	New as of 8/1/2018 or later	14	14
STU2	BASIC	626	626

LIF	BASIC		
	Existing Member(s)	54	54
LIF	BASIC	54	54

RET	BASIC		
	Existing Member(s)	110	110
RET	BASIC	110	110

RET2	BASIC		
	Existing Member(s)	96	96
	New as of 8/1/2018 or later	1	1
RET2	BASIC	97	97

PTR	BASIC		
	Existing Member(s)	316	316
	New as of 8/1/2018 or later	7	7
PTR	BASIC	323	323

PTR2	BASIC		
	Existing Member(s)	218	218
	New as of 8/1/2018 or later	8	8
PTR2	BASIC	226	226

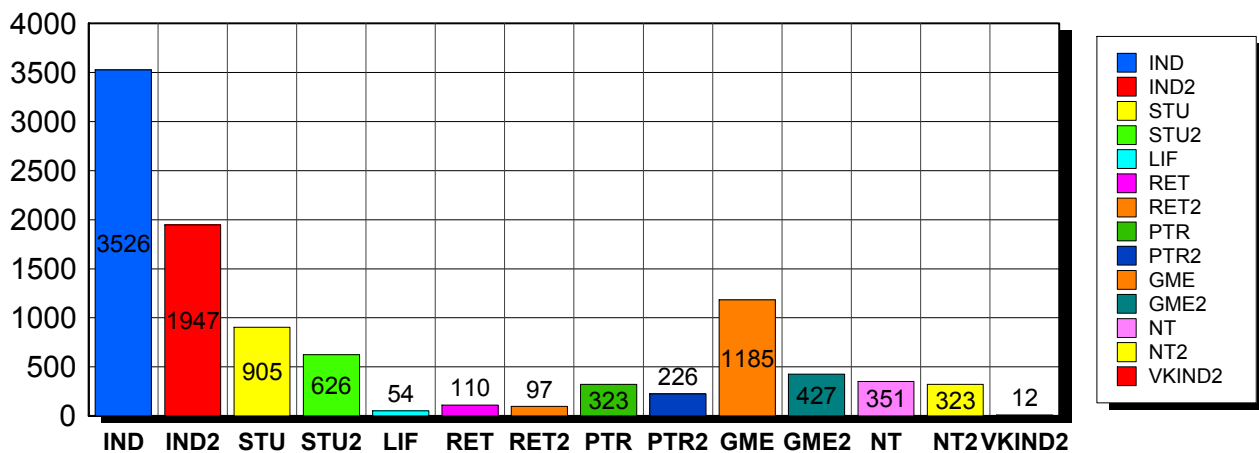
GME	BASIC		
	Existing Member(s)	1,168	1,168
	New as of 8/1/2018 or later	17	17
GME	BASIC	1,185	1,185

GME2	BASIC		
	Existing Member(s)	427	427
GME2	BASIC	427	427

NT	BASIC		

	Existing Member(s)	338	338
	New as of 8/1/2018 or later	13	13
NT	BASIC	351	351
<hr/>			
NT2	BASIC		
	Existing Member(s)	321	321
	New as of 8/1/2018 or later	2	2
NT2	BASIC	323	323
<hr/>			
VKIND2	BASIC		
	Existing Member(s)	12	12
VKIND2	BASIC	12	12
<hr/>			
Grand Total:		10,112	10,112

Member Types



Note: in all general statistic reports, joint household memberships are treated as "one" member EXCEPT in the second column of this report, where joints are counted as two people, providing the most accurate count of the number of TESOL members.

		Existing Member(s)	New as of 8/1/2018 or later	Total
GME	United States	9	0	9
	75024-100	1	0	1
	AFGHANISTAN	2	0	2
	ALBANIA	0	1	1
	ALGERIA	7	0	7
	ANTIGUA AND	1	0	1
	ARGENTINA	22	0	22
	ARMENIA	3	0	3
	AUSTRALIA	4	0	4
	AZERBAIJAN	6	0	6

		Existing Member(s)	New as of 8/1/2018 or later	Total
GME	BAHRAIN	1	0	1
	BANGLADESH	13	0	13
	BELARUS	4	0	4
	Bolivia	1	0	1
	BOLIVIA	17	0	17
	BOSNIA AND	2	0	2
	BOTSWANA	2	0	2
	BRAZIL	63	0	63
	BULGARIA	2	0	2
	BURKINA FASO	3	0	3
	CAMBODIA	4	0	4
	CAMEROON	3	0	3
	CANADA	3	0	3
	CHAD	1	0	1
	CHILE	13	0	13
	CHINA	151	2	153
	COLOMBIA	25	1	26
	CONGO,	1	0	1
	COSTA RICA	10	0	10
	Cote d'Ivoire	1	0	1
	CROATIA	2	0	2
	CUBA	4	0	4
	DOMINICAN	9	0	9
	ECUADOR	77	0	77
	EGYPT	20	1	21
	EL SALVADOR	1	0	1
	ESTONIA	1	0	1
	ETHIOPIA	3	0	3
	FRANCE	1	0	1
	GEORGIA	6	0	6
GHANA	1	0	1	

		Existing Member(s)	New as of 8/1/2018 or later	Total
GME	GUATEMALA	8	0	8
	GUINEA	1	0	1
	GUINEA-BISSA	1	0	1
	HAITI	2	0	2
	HONDURAS	4	1	5
	HONG KONG	1	0	1
	HONG KONG	1	0	1
	HUNGARY	4	0	4
	INDIA	58	2	60
	INDONESIA	12	0	12
	IRAN	3	3	6
	IRAQ	8	0	8
	ISRAEL	2	0	2
	JAMAICA	1	0	1
	JAPAN	1	0	1
	JORDAN	4	0	4
	KAZAKHSTAN	16	0	16
	KENYA	4	0	4
	Korea, Republic	3	0	3
	KOSOVO	1	0	1
	KYRGYZSTAN	4	0	4
	LAOS	3	0	3
	LEBANON	4	0	4
	LIBYA	1	0	1
	MACAO	1	0	1
	MACEDONIA	1	0	1
	MADAGASCAR	2	0	2
	MALAYSIA	14	0	14
	MALI	1	0	1
	MAURITANIA	1	0	1
MAURITIUS	1	0	1	

		Existing Member(s)	New as of 8/1/2018 or later	Total
GME	MEXICO	37	1	38
	MOLDOVA,	1	0	1
	MONGOLIA	6	1	7
	Morocco	1	0	1
	MOROCCO	22	0	22
	MOZAMBIQUE	1	0	1
	MYANMAR	2	0	2
	NEPAL	17	0	17
	NETHERLAND	1	0	1
	NICARAGUA	6	0	6
	NIGER	3	0	3
	NIGERIA	16	0	16
	NORWAY	1	0	1
	OMAN	1	0	1
	PAKISTAN	15	0	15
	PALESTINIAN	4	0	4
	PANAMA	14	1	15
	PARAGUAY	6	0	6
	PEOPLES REP	28	0	28
	PERU	61	1	62
	PHILIPPINES	27	0	27
	POLAND	2	0	2
	ROMANIA	2	0	2
	RUSSIA	17	0	17
	RUSSIAN	5	0	5
	RWANDA	5	1	6
	SAUDI ARABIA	1	0	1
	SENEGAL	2	0	2
	SERBIA	3	0	3
	SHANGHAI	1	0	1
SOUTH AFRICA	6	0	6	

		Existing Member(s)	New as of 8/1/2018 or later	Total
GME	SOUTH KOREA	2	0	2
	SRI LANKA	2	0	2
	SUDAN	2	0	2
	SYRIAN ARAB	1	0	1
	TAIWAN	2	0	2
	TANZANIA,	5	0	5
	THAILAND	24	0	24
	TIMOR-LESTE	1	0	1
	TOGO	1	0	1
	TUNISIA	3	0	3
	TURKEY	40	0	40
	UGANDA	1	0	1
	UKRAINE	6	0	6
	UNITED	2	0	2
	United States	50	0	50
	URUGUAY	5	0	5
	UZBEKISTAN	9	0	9
	VENEZUELA	6	0	6
	VIET NAM	18	1	19
	VIETNAM	6	0	6
Total		1,168	17	1,185
GME2	United States	3	0	3
	ALGERIA	1	0	1
	ANGOLA	1	0	1
	ARGENTINA	9	0	9
	AUSTRALIA	1	0	1
	AZERBAIJAN	1	0	1
	BANGLADESH	2	0	2
	BENIN	1	0	1
	BOLIVIA	6	0	6
	BOSNIA AND	1	0	1

		Existing Member(s)	New as of 8/1/2018 or later	Total
GME2	BOTSWANA	3	0	3
	BRAZIL	15	0	15
	BULGARIA	1	0	1
	BURKINA FASO	2	0	2
	CAMBODIA	12	0	12
	CAMEROON	6	0	6
	CANADA	3	0	3
	CHILE	4	0	4
	CHINA	41	0	41
	COLOMBIA	15	0	15
	COSTA RICA	8	0	8
	Cote d'Ivoire	1	0	1
	CUBA	3	0	3
	DJIBOUTI	1	0	1
	DOMINICAN	6	0	6
	ECUADOR	6	0	6
	EGYPT	2	0	2
	EL SALVADOR	1	0	1
	FRANCE	1	0	1
	GABON	1	0	1
	GEORGIA	3	0	3
	GERMANY	1	0	1
	GRENADA	1	0	1
	GUATEMALA	2	0	2
	HAITI	1	0	1
	INDIA	26	0	26
	INDONESIA	9	0	9
	IRAQ	3	0	3
	JORDAN	1	0	1
	KAZAKHSTAN	6	0	6
KENYA	1	0	1	

		Existing Member(s)	New as of 8/1/2018 or later	Total
GME2	KYRGYZSTAN	1	0	1
	Lao People's	9	0	9
	LATVIA	2	0	2
	LEBANON	1	0	1
	LIBYA	1	0	1
	LITHUANIA	1	0	1
	MACAO	1	0	1
	MADAGASCAR	1	0	1
	MALAYSIA	5	0	5
	MALDIVES	1	0	1
	MEXICO	14	0	14
	MONGOLIA	3	0	3
	MOROCCO	3	0	3
	MYANMAR	11	0	11
	NEPAL	1	0	1
	NIGERIA	3	0	3
	OMAN	2	0	2
	PAKISTAN	3	0	3
	PANAMA	7	0	7
	PARAGUAY	1	0	1
	PERU	6	0	6
	PHILIPPINES	8	0	8
	POLAND	3	0	3
	ROMANIA	1	0	1
	RUSSIA	10	0	10
	RUSSIAN	4	0	4
	RWANDA	2	0	2
	SAUDI ARABIA	2	0	2
	SENEGAL	1	0	1
	SERBIA	1	0	1
SOUTH AFRICA	3	0	3	

		Existing Member(s)	New as of 8/1/2018 or later	Total
GME2	SUDAN	1	0	1
	TAIWAN	3	0	3
	TAIWAN ROC	1	0	1
	TAJIKISTAN	1	0	1
	TANZANIA,	1	0	1
	THAILAND	25	0	25
	TURKEY	19	0	19
	United States	19	0	19
	URUGUAY	2	0	2
	UZBEKISTAN	11	0	11
	VENEZUELA	3	0	3
	VIET NAM	10	0	10
	VIETNAM	5	0	5
	YEMEN	1	0	1
	ZIMBABWE	1	0	1
Total	427	0	427	
IND	United States	2,510	2	2,512
	AUSTRALIA	9	1	10
	BERMUDA	3	0	3
	BRAZIL	7	0	7
	CANADA	99	2	101
	CHINA	6	0	6
	CZECH	1	0	1
	DENMARK	1	0	1
	FINLAND	1	0	1
	FRANCE	1	0	1
	GERMANY	3	0	3
	GREECE	1	0	1
	GUADELOUPE	1	0	1
	HONG KONG	5	0	5
	HUNGARY	1	0	1

		Existing Member(s)	New as of 8/1/2018 or later	Total
IND	INDIA	1	0	1
	IRELAND	1	0	1
	ISRAEL	1	0	1
	ITALY	4	0	4
	JAPAN	137	2	139
	Korea, Republic	6	0	6
	KOREA,	1	0	1
	KUWAIT	2	0	2
	MACAO	1	0	1
	MALAYSIA	1	0	1
	MEXICO	2	0	2
	MICRONESIA,	1	0	1
	NEPAL	1	0	1
	NETHERLAND	1	0	1
	NETHERLAND	1	0	1
	NEW ZEALAND	4	0	4
	OMAN	2	0	2
	Puerto Rico	1	0	1
	QATAR	10	0	10
	SAUDI ARABIA	15	0	15
	SERBIA	1	0	1
	SINGAPORE	6	0	6
	SOUTH KOREA	5	0	5
	SPAIN	6	0	6
	SWEDEN	11	0	11
	SWITZERLAND	2	0	2
	TAIWAN	2	0	2
	TAIWAN ROC	1	0	1
	THAILAND	1	0	1
	TURKEY	2	0	2
UNITED ARAB	13	0	13	

		Existing Member(s)	New as of 8/1/2018 or later	Total
IND	UNITED	11	0	11
	United States	583	21	604
	UNITED	1	0	1
	URUGUAY	2	1	3
	US MINOR	1	0	1
	USA	2	0	2
	VANUATU	1	0	1
	VIET NAM	2	0	2
	VIETNAM	1	0	1
	VIRGIN	1	0	1
	Total	3,497	29	3,526
IND2	United States	1,314	2	1,316
	ANTIGUA AND	1	0	1
	AUSTRALIA	15	0	15
	AUSTRIA	1	0	1
	BAHRAIN	2	0	2
	BANGLADESH	1	0	1
	BRAZIL	4	0	4
	CANADA	85	1	86
	CAYMAN	1	0	1
	CHILE	1	0	1
	CHINA	6	1	7
	COLOMBIA	2	0	2
	CYPRUS	1	0	1
	CZECH	1	0	1
	FRANCE	2	0	2
	GUAM	1	0	1
	HONG KONG	2	0	2
	HONG KONG	4	0	4
	INDIA	1	0	1
	ISRAEL	2	0	2

		Existing Member(s)	New as of 8/1/2018 or later	Total
IND2	ITALY	3	1	4
	JAPAN	84	0	84
	KAZAKHSTAN	1	0	1
	Korea, Republic	7	0	7
	KOREA,	2	0	2
	KUWAIT	4	0	4
	LEBANON	1	0	1
	MACAO	3	0	3
	MALAYSIA	1	0	1
	MARTINIQUE	1	0	1
	MEXICO	3	0	3
	NETHERLAND	1	0	1
	NEW ZEALAND	3	0	3
	OMAN	1	0	1
	PAKISTAN	2	0	2
	PANAMA	3	0	3
	QATAR	8	0	8
	SAUDI ARABIA	14	0	14
	SCOTLAND	1	0	1
	SINGAPORE	4	0	4
	SOUTH KOREA	2	0	2
	SPAIN	1	0	1
	SWITZERLAND	1	0	1
	TAIWAN	2	0	2
	TAIWAN ROC	2	0	2
	TURKEY	2	0	2
	UNITED ARAB	10	0	10
UNITED	7	0	7	
United States	308	13	321	
Total	1,929	18	1,947	
LIF	United States	40	0	40

		Existing Member(s)	New as of 8/1/2018 or later	Total
LIF	CANADA	3	0	3
	EGYPT	1	0	1
	HONG KONG	1	0	1
	ISRAEL	1	0	1
	JAPAN	1	0	1
	UNITED ARAB	1	0	1
	UNITED	2	0	2
	United States	4	0	4
	Total	54	0	54
NT	United States	225	0	225
	AUSTRALIA	3	0	3
	BAHRAIN	1	0	1
	CAMBODIA	1	0	1
	CAMEROON	1	0	1
	CANADA	6	0	6
	CHINA	1	0	1
	DOMINICAN	1	0	1
	HAITI	1	0	1
	HONG KONG	3	0	3
	JAPAN	11	0	11
	KUWAIT	1	0	1
	NEW ZEALAND	1	0	1
	QATAR	1	0	1
	RUSSIA	1	0	1
	SAUDI ARABIA	1	0	1
	SOUTH AFRICA	1	0	1
	SOUTH KOREA	1	0	1
	TAIWAN	1	0	1
	UNITED	0	1	1
	United States	75	12	87
US MINOR	1	0	1	

		Existing Member(s)	New as of 8/1/2018 or later	Total
NT	Total	338	13	351
NT2	United States	216	0	216
	AFGHANISTAN	2	0	2
	AUSTRALIA	5	0	5
	CANADA	2	0	2
	CHINA	1	0	1
	FRANCE	1	0	1
	ITALY	1	0	1
	JAPAN	16	0	16
	Korea, Republic	1	0	1
	KOREA,	1	0	1
	MEXICO	1	0	1
	Puerto Rico	1	0	1
	QATAR	1	0	1
	SAUDI ARABIA	1	0	1
	SINGAPORE	1	0	1
	SWEDEN	1	0	1
	TAIWAN	1	0	1
	THAILAND	1	0	1
	UNITED ARAB	1	0	1
	United States	66	2	68
	Total	321	2	323
PTR	United States	186	1	187
	ARGENTINA	2	0	2
	AUSTRALIA	4	1	5
	BULGARIA	1	0	1
	CANADA	4	0	4
	CHINA	5	0	5
	COSTA RICA	1	0	1
	CZECH	1	0	1
	ECUADOR	1	0	1

		Existing Member(s)	New as of 8/1/2018 or later	Total
PTR	GERMANY	3	0	3
	INDONESIA	3	0	3
	IRELAND	1	0	1
	ISRAEL	3	0	3
	ITALY	2	0	2
	JAPAN	3	0	3
	KUWAIT	1	0	1
	MEXICO	2	0	2
	NAMIBIA	1	0	1
	NEPAL	1	0	1
	NEW ZEALAND	1	0	1
	PAKISTAN	1	0	1
	PALESTINIAN	1	0	1
	PANAMA	1	0	1
	PHILIPPINES	1	0	1
	Puerto Rico	2	0	2
	QATAR	1	0	1
	SAUDI ARABIA	2	0	2
	SINGAPORE	2	0	2
	SOUTH KOREA	1	0	1
	SPAIN	2	0	2
	THAILAND	1	0	1
	TURKEY	1	0	1
	UNITED ARAB	2	0	2
UNITED	1	0	1	
United States	71	5	76	
Total	316	7	323	
PTR2	United States	134	1	135
	AUSTRALIA	1	0	1
	BAHRAIN	1	0	1
	BULGARIA	1	0	1

		Existing Member(s)	New as of 8/1/2018 or later	Total
PTR2	CANADA	12	0	12
	CHILE	1	0	1
	GREECE	1	0	1
	INDONESIA	1	0	1
	ISRAEL	1	0	1
	ITALY	2	0	2
	JAPAN	6	0	6
	KENYA	1	0	1
	MALAYSIA	1	0	1
	MALTA	1	0	1
	MEXICO	2	0	2
	NETHERLAND	1	0	1
	PAKISTAN	1	0	1
	PHILIPPINES	1	0	1
	POLAND	1	0	1
	Puerto Rico	1	0	1
	SAUDI ARABIA	2	0	2
	SLOVENIA	1	0	1
	TAIWAN	3	0	3
	TAIWAN ROC	0	1	1
	TURKEY	2	0	2
	UNITED ARAB	2	0	2
	UNITED	0	1	1
United States	35	5	40	
URUGUAY	2	0	2	
Total	218	8	226	
RET	United States	81	0	81
	AUSTRALIA	2	0	2
	CANADA	3	0	3
	COLOMBIA	1	0	1
	GERMANY	1	0	1

		Existing Member(s)	New as of 8/1/2018 or later	Total
RET	ISRAEL	2	0	2
	ITALY	1	0	1
	JAPAN	2	0	2
	POLAND	1	0	1
	SRI LANKA	1	0	1
	United States	15	0	15
	Total	110	0	110
RET2	United States	73	0	73
	BRAZIL	1	0	1
	CANADA	1	0	1
	CHINA	1	0	1
	ISRAEL	2	0	2
	JAPAN	2	0	2
	MEXICO	1	0	1
	SOUTH KOREA	1	0	1
	SPAIN	1	0	1
	UNITED	1	0	1
	United States	12	1	13
	Total	96	1	97
	STU	United States	616	0
AFGHANISTAN		1	0	1
AUSTRALIA		8	0	8
BELARUS		1	0	1
BRAZIL		2	0	2
CANADA		19	0	19
CHILE		1	0	1
CHINA		8	0	8
COLOMBIA		2	0	2
DOMINICAN		3	0	3
ECUADOR		15	0	15
FINLAND		1	0	1

		Existing Member(s)	New as of 8/1/2018 or later	Total
STU	GERMANY	1	0	1
	HAITI	6	0	6
	HONG KONG	2	0	2
	INDONESIA	1	0	1
	ISRAEL	2	0	2
	JAPAN	7	0	7
	LEBANON	1	0	1
	MACAO	1	0	1
	MALAYSIA	1	0	1
	MEXICO	5	0	5
	NEPAL	3	0	3
	NEW ZEALAND	1	0	1
	NIGERIA	1	0	1
	NORWAY	1	0	1
	OMAN	1	0	1
	PAKISTAN	1	0	1
	PHILIPPINES	1	0	1
	Puerto Rico	3	0	3
	SAUDI ARABIA	2	0	2
	SOUTH AFRICA	1	0	1
	SOUTH KOREA	1	0	1
	SPAIN	1	0	1
	TAIWAN	5	0	5
	THAILAND	14	0	14
	TURKEY	1	0	1
	UNITED ARAB	2	0	2
UNITED	5	0	5	
United States	148	9	157	
Total	896	9	905	
STU2	United States	421	0	421
	AFGHANISTAN	1	0	1

		Existing Member(s)	New as of 8/1/2018 or later	Total
STU2	AUSTRALIA	1	0	1
	BRAZIL	1	0	1
	CANADA	26	0	26
	CHINA	5	0	5
	GERMANY	1	0	1
	GREECE	1	0	1
	HAITI	1	0	1
	HONG KONG	3	1	4
	INDIA	1	0	1
	INDONESIA	1	0	1
	ITALY	1	0	1
	JAPAN	7	0	7
	Korea, Republic	5	0	5
	KOREA,	1	0	1
	LEBANON	1	0	1
	MEXICO	1	0	1
	NEW ZEALAND	3	0	3
	NIGERIA	3	0	3
	Puerto Rico	1	0	1
	SAUDI ARABIA	1	0	1
	SINGAPORE	2	0	2
	SOUTH KOREA	1	0	1
	THAILAND	1	0	1
	TURKEY	1	0	1
UNITED	5	0	5	
United States	113	13	126	
VIET NAM	1	0	1	
VIRGIN	1	0	1	
Total	612	14	626	
VKIND2	United States	9	0	9
	CANADA	2	0	2

		Existing Member(s)	New as of 8/1/2018 or later	Total
VKIND2	PHILIPPINES	1	0	1
	Total	12	0	12
Total		9,994	118	10,112

This report is based on members paid through 8/31/2018 or later.

Country/State/Province	Total	
75024-100	1	0.0%
AFGHANISTAN	6	0.1%
ALBANIA	1	0.0%
ALGERIA	8	0.1%
ANGOLA	1	0.0%
ANTIGUA AND BARBUDA	2	0.0%
ARGENTINA	33	0.3%
ARMENIA	3	0.0%
AUSTRALIA	55	0.5%
AUSTRIA	1	0.0%
AZERBAIJAN	7	0.1%
BAHRAIN	5	0.0%
BANGLADESH	16	0.2%
BELARUS	5	0.0%
BENIN	1	0.0%
BERMUDA	3	0.0%
Bolivia	1	0.0%
BOLIVIA	23	0.2%
BOSNIA AND HERZEGOVINA	3	0.0%
BOTSWANA	5	0.0%
BRAZIL	93	0.9%
BULGARIA	5	0.0%
BURKINA FASO	5	0.0%
CAMBODIA	17	0.2%
CAMEROON	10	0.1%
CANADA		
<i>CANADA</i>	<i>3</i>	
<i>CANADA</i> <i>Alabama</i>	<i>1</i>	
<i>CANADA</i> <i>Alberta</i>	<i>33</i>	
<i>CANADA</i> <i>British Columbia</i>	<i>78</i>	
<i>CANADA</i> <i>Manitoba</i>	<i>10</i>	
<i>CANADA</i> <i>New Brunswick</i>	<i>7</i>	
<i>CANADA</i> <i>Nova Scotia</i>	<i>5</i>	
<i>CANADA</i> <i>Ontario</i>	<i>104</i>	
<i>CANADA</i> <i>Quebec</i>	<i>21</i>	
<i>CANADA</i> <i>Saskatchewan</i>	<i>9</i>	
CANADA	271	2.7%
CAYMAN ISLANDS	1	0.0%
CHAD	1	0.0%
CHILE	20	0.2%
CHINA	228	2.3%
COLOMBIA	46	0.5%
CONGO, DEMOCRATIC REP	1	0.0%
COSTA RICA	19	0.2%
Cote d'Ivoire	2	0.0%
CROATIA	2	0.0%
CUBA	7	0.1%
CYPRUS	1	0.0%
CZECH REPUBLIC	3	0.0%
DENMARK	1	0.0%
DJIBOUTI	1	0.0%
DOMINICAN REPUBLIC	19	0.2%
ECUADOR	99	1.0%
EGYPT	24	0.2%
EL SALVADOR	2	0.0%
ESTONIA	1	0.0%
ETHIOPIA	3	0.0%

FINLAND	2	0.0%
FRANCE	6	0.1%
GABON	1	0.0%
GEORGIA	9	0.1%
GERMANY	10	0.1%
GHANA	1	0.0%
GREECE	3	0.0%
GRENADA	1	0.0%
GUADELOUPE	1	0.0%
GUAM	1	0.0%
GUATEMALA	10	0.1%
GUINEA	1	0.0%
GUINEA-BISSAU	1	0.0%
HAITI	11	0.1%
HONDURAS	5	0.0%
HONG KONG	18	0.2%
HONG KONG SAR CHINA	5	0.0%
HUNGARY	5	0.0%
INDIA	89	0.9%
INDONESIA	27	0.3%
IRAN	6	0.1%
IRAQ	11	0.1%
IRELAND	2	0.0%
ISRAEL	16	0.2%
ITALY	15	0.1%
JAMAICA	1	0.0%
JAPAN	279	2.8%
JORDAN	5	0.0%
KAZAKHSTAN	23	0.2%
KENYA	6	0.1%
Korea, Republic Of	22	0.2%
KOREA, REPUBLIC OF	5	0.0%
KOSOVO (UNMIK)	1	0.0%
KUWAIT	8	0.1%
KYRGYZSTAN	5	0.0%
Lao People's Dem Republic	9	0.1%
LAOS	3	0.0%
LATVIA	2	0.0%
LEBANON	8	0.1%
LIBYA	2	0.0%
LITHUANIA	1	0.0%
MACAO	7	0.1%
MACEDONIA	1	0.0%
MADAGASCAR	3	0.0%
MALAYSIA	23	0.2%
MALDIVES	1	0.0%
MALI	1	0.0%
MALTA	1	0.0%
MARTINIQUE	1	0.0%
MAURITANIA	1	0.0%
MAURITIUS	1	0.0%
MEXICO	70	0.7%
MICRONESIA, FED STATES OF	1	0.0%
MOLDOVA, REPUBLIC OF	1	0.0%
MONGOLIA	10	0.1%
Morocco	1	0.0%
MOROCCO	25	0.2%
MOZAMBIQUE	1	0.0%
MYANMAR	13	0.1%
NAMIBIA	1	0.0%
NEPAL	23	0.2%

NETHERLANDS	4	0.0%
NETHERLANDS ANTILLES	1	0.0%
NEW ZEALAND	13	0.1%
NICARAGUA	6	0.1%
NIGER	3	0.0%
NIGERIA	23	0.2%
NORWAY	2	0.0%
OMAN	7	0.1%
PAKISTAN	23	0.2%
PALESTINIAN TERRITORY	5	0.0%
PANAMA	26	0.3%
PARAGUAY	7	0.1%
PEOPLES REP OF CHINA	28	0.3%
PERU	68	0.7%
PHILIPPINES	39	0.4%
POLAND	7	0.1%
Puerto Rico	9	0.1%
QATAR	21	0.2%
ROMANIA	3	0.0%
RUSSIA	28	0.3%
RUSSIAN FEDERATION	9	0.1%
RWANDA	8	0.1%
SAUDI ARABIA	41	0.4%
SCOTLAND	1	0.0%
SENEGAL	3	0.0%
SERBIA	5	0.0%
SHANGHAI	1	0.0%
SINGAPORE	15	0.1%
SLOVENIA	1	0.0%
SOUTH AFRICA	11	0.1%
SOUTH KOREA	14	0.1%
SPAIN	11	0.1%
SRI LANKA	3	0.0%
SUDAN	3	0.0%
SWEDEN	12	0.1%
SWITZERLAND	3	0.0%
SYRIAN ARAB REPUBLIC	1	0.0%
TAIWAN	19	0.2%
TAIWAN ROC	5	0.0%
TAJKISTAN	1	0.0%
TANZANIA, UNITED REPUBLIC	6	0.1%
THAILAND	67	0.7%
TIMOR-LESTE	1	0.0%
TOGO	1	0.0%
TUNISIA	3	0.0%
TURKEY	68	0.7%
UGANDA	1	0.0%
UKRAINE	6	0.1%
UNITED ARAB EMIRATES	31	0.3%
UNITED KINGDOM	36	0.4%
United States	1,580	15.6%
UNITED STATES OF AMERICA	1	0.0%
URUGUAY	12	0.1%
US MINOR OUTLYING ISLANDS	2	0.0%
.USA		
<i>USA</i>		<i>76</i>
<i>USA</i>	<i>Alabama</i>	<i>57</i>
<i>USA</i>	<i>Alaska</i>	<i>9</i>
<i>USA</i>	<i>Alberta</i>	<i>1</i>
<i>USA</i>	<i>American Embassy</i>	<i>7</i>
<i>USA</i>	<i>Arizona</i>	<i>121</i>

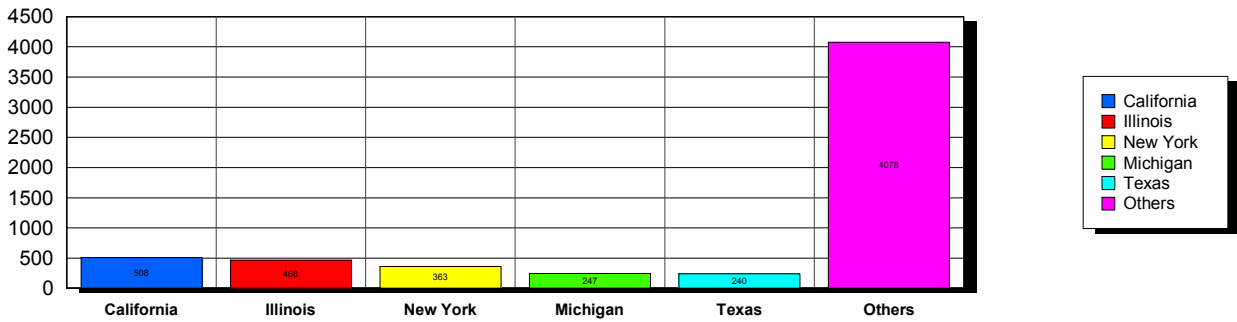
USA	Arkansas	59	
USA	Armed Forces	5	
USA	Armed Frces Americas	3	
USA	British Columbia	3	
USA	California	508	
USA	Colorado	91	
USA	Connecticut	66	
USA	Delaware	35	
USA	District of Columbia	75	
USA	Florida	206	
USA	Georgia	128	
USA	Guam	1	
USA	Hawaii	55	
USA	Idaho	21	
USA	Illinois	468	
USA	Indiana	134	
USA	Iowa	95	
USA	Kansas	43	
USA	Kentucky	69	
USA	Lousiana	34	
USA	Maine	17	
USA	Maryland	178	
USA	Massachusetts	202	
USA	Michigan	247	
USA	Micronesia	1	
USA	Minnesota	93	
USA	Mississippi	36	
USA	Missouri	146	
USA	Montana	8	
USA	Nebraska	26	
USA	Nevada	37	
USA	New Brunswick	2	
USA	New Hampshire	32	
USA	New Jersey	200	
USA	New Mexico	18	
USA	New York	363	
USA	Newfoundland and Labrador	1	
USA	North Carolina	112	
USA	North Dakota	10	
USA	Ohio	222	
USA	Oklahoma	39	
USA	Ontario	2	
USA	Oregon	152	
USA	Pennsylvania	213	
USA	Puerto Rico	14	
USA	Rhode Island	22	
USA	South Carolina	43	
USA	South Dakota	8	
USA	Tennessee	89	
USA	Texas	240	
USA	Utah	58	
USA	Vermont	47	
USA	Virginia	213	
USA	Washington	224	
USA	West Virginia	13	
USA	Wisconsin	141	
USA	Wyoming	6	
USA		5,845	57.8%
UZBEKISTAN		20	0.2%

VANUATU	1	0.0%
VENEZUELA	9	0.1%
VIET NAM	32	0.3%
VIETNAM	12	0.1%
VIRGIN ISLANDS, U.S.	2	0.0%
YEMEN	1	0.0%
ZIMBABWE	1	0.0%
Grand Total:	10,113	

170 distinct countries represented.

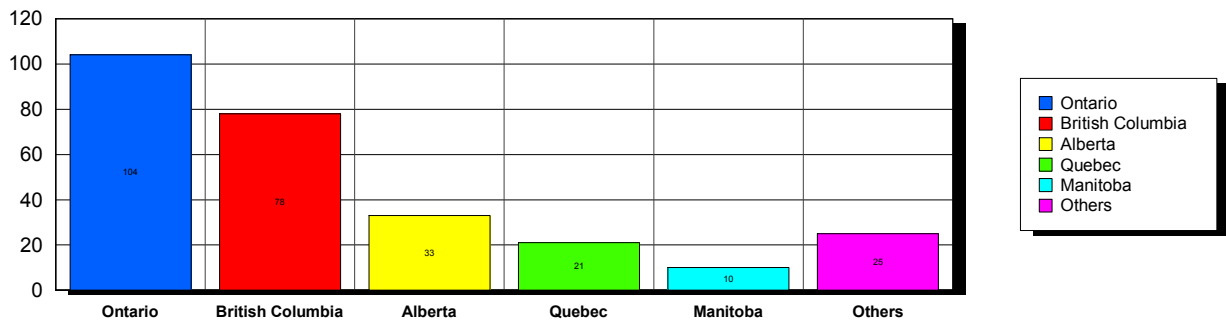
USA

Top 5 States per Country

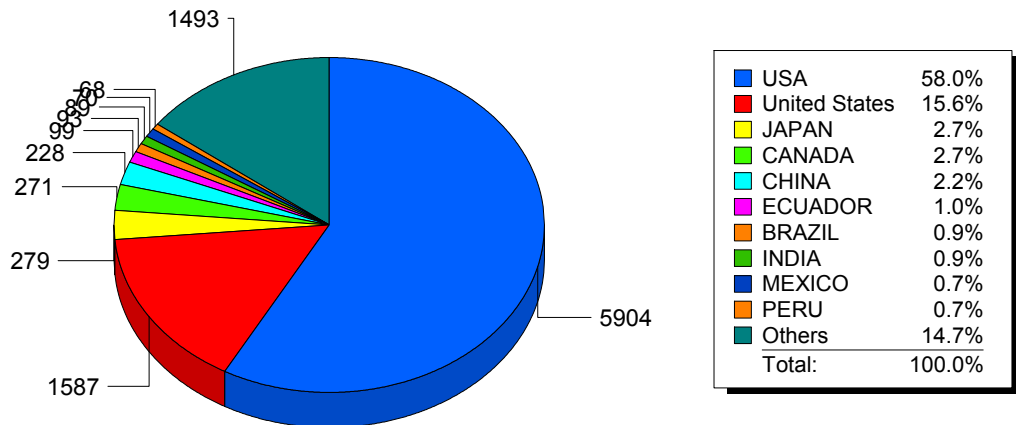


CANADA

Top 5 States per Country



Top 10 Countries



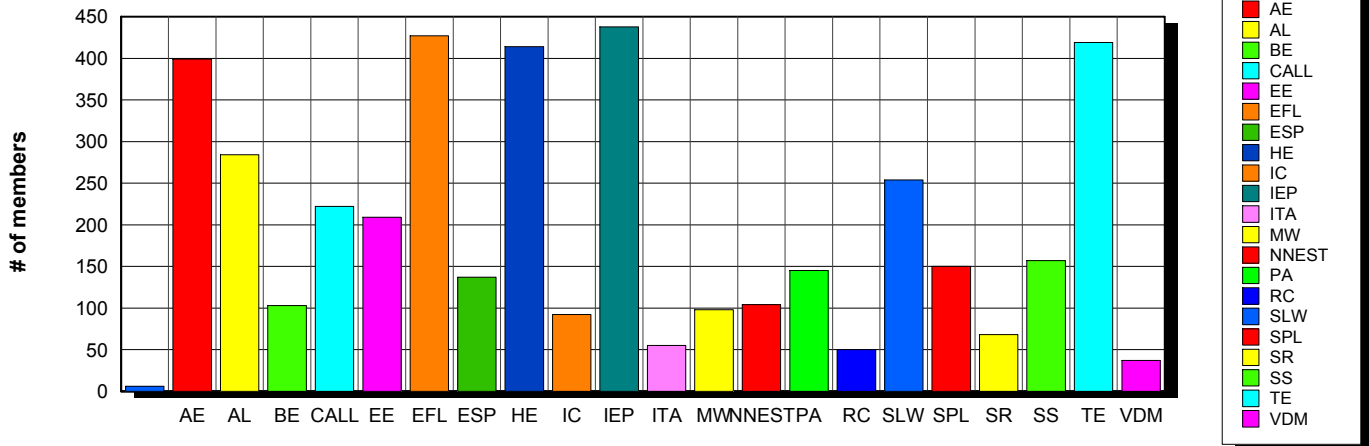
9/13/2018 **Basic statistics on Primary vs. other memberships in interest sections. For members paid through 8/31/2018 or later.**

			<i>Primary versus other</i>	
No Primary Interest Section	0.1%	15	6	9
Adult Education	6.3%	1,083	399	684
Applied Linguistics	6.6%	1,138	284	854
Bilingual-Multilingual Education	3.1%	535	103	432
Computer-Assisted Language Learning	5.7%	985	222	763
Elementary Education	3.2%	555	209	346
English as a Foreign Language	6.9%	1,185	427	758
English for Specific Purposes	4.6%	791	137	654
Higher Education	7.2%	1,240	414	826
Intercultural Communication	5.1%	880	92	788
Intensive English Programs	6.8%	1,169	438	731
International Teaching Assistants	2.0%	343	55	288
Materials Writers	3.7%	640	98	542
Nonnative English Speakers in TESOL	3.0%	515	104	411
Program Administration	4.0%	691	145	546
Refugee Concerns	2.2%	379	50	329
Second Language Writing	6.9%	1,176	254	922
Speech, Pronunciation, and Listening	5.5%	951	150	801
Social Responsibility	2.3%	401	68	333
Secondary Schools	2.8%	481	157	324
Teacher Educator	8.1%	1,396	419	977
Video & Digital Media	3.6%	614	37	577
<i>4,340 distinct members</i>		Total # of IS memberships	17,163	4,268 12,895

The total count is the number of IS memberships total and may either be LESS or MORE than the actual number of individual members of TESOL. Due to open access to Interest Sections, these numbers may fluctuate considerably each month. For instance, one member may have selected four interest sections, while some members may belong to none.

Interest Sections

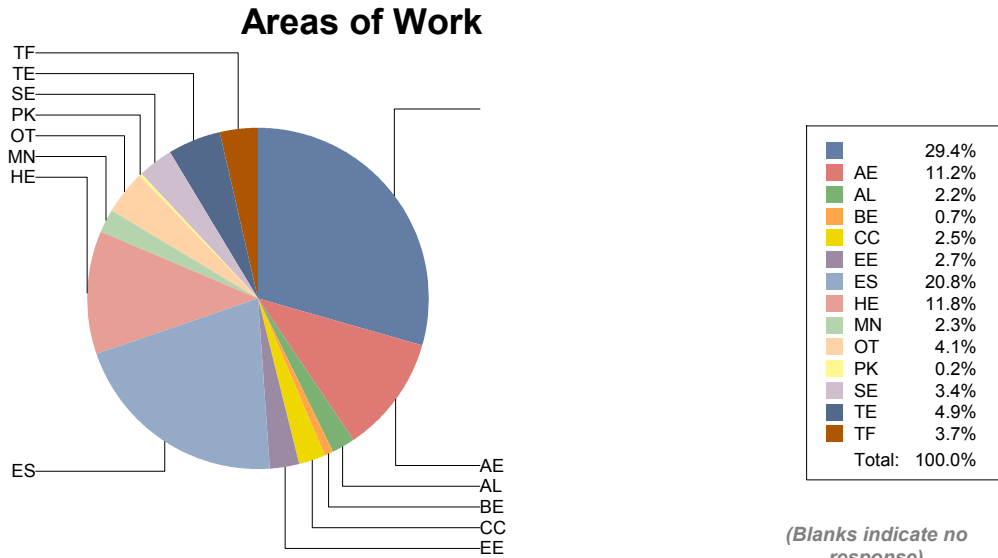
(Primary)



Basic Statistics on Area of Work (Members paid through >= 8/31/2018)

		2,923	29.4%
Adult Education	AE	1,115	11.2%
Applied Linguistics	AL	215	2.2%
Bilingual Educator	BE	74	0.7%
Community/2yr College	CC	251	2.5%
Elementary Education	EE	265	2.7%
ESL/EFL Instructor, Educator	ES	2,067	20.8%
Postsecondary Education	HE	1,173	11.8%
Mainstream	MN	229	2.3%
Other	OT	405	4.1%
Pre-K	PK	23	0.2%
Secondary Education	SE	333	3.4%
Teacher Education	TE	491	4.9%
TEFL/TESL Instructor, Educator	TF	365	3.7%
		9,929	

Only members who selected an area of work are included on this report. Other members may not have responded to this question and are excluded from the count.



Statistics on Areas of Interest (Members paid through >= 8/31/2018)

<u>CODE</u>	<u>DESCRIPTION</u>	<u>TOTAL*</u>	<u>% of TOTAL*</u>
TE	Teacher education	1,052	5%
CURRICULUM	Materials development/Curriculum	1,037	5%
AL	Applied linguistics	935	4%
EFL	English as a foreign language	931	4%
SLA	Second language acquisition	926	4%
HE	Higher education	882	4%
WRITING	Writing/composition	863	4%
CALL	Technology in education	850	4%
IEP	Intensive English programs	832	4%
IC	Multiculturalism/intercultural communications	813	4%
PROFDEV	Professional development	797	4%
AE	Adult education	747	3%
CONTENT	Content-based instruction	747	3%
READING	Reading/literacy	689	3%
SP	Speaking/pronunciation	672	3%
ASSESS	Assessment/testing	645	3%
GRAMMAR	Grammar	634	3%
RS	Research	608	3%
ESP	English for specific purposes	587	3%
PA	Program administration	472	2%
DISTANCE	Distance learning/Online Education	449	2%
VOCAB	Vocabulary/Lexicon	435	2%
BE	Bilingual education	418	2%
SOCIAL	Social/global/political concerns	412	2%
ISKILL	Integrated Skills	373	2%
LISTEN	Listening	360	2%
WORKPLACE	Workplace English instruction/Business English	360	2%
SS	Secondary education	336	2%
VI	Video and digital media	332	1%
EE	Elementary/primary education	328	1%
COMMCOLL	Community college/technical ed	309	1%
LINGUISTICS	Theoretical Linguistics	266	1%
STANDARDS	Standards	249	1%
RC	Refugee concerns	246	1%
ITA	International teaching assistants	236	1%
LIT	Literature	227	1%
NNES	NNES/NES issues	205	1%
FAMILY	Community/family outreach	191	1%
EMPLOYMENT	Employment issues/Certification	189	1%
PUBLICPOLICY	Public policy	161	1%
LDSN	Learning Disorders/Special Needs	151	1%
ACCRED	Accreditation	141	1%
MAINSTREAMING	Mainstreaming	132	1%
ARTS	Arts/Media/Science/Math/Social Science	97	0%
STYLISTICS	Stylistics	33	0%

Sorted in order of prevalence.

** Note: Members are encouraged to choose multiple areas of interest and some members do not choose any areas of interest. The total number of distinct members (2,804) represented in this report is less than the total number of active members as indicated elsewhere in this report.*

Areas of interest are separate from official TESOL interest sections. Areas of interest represent distinct areas in which a member may be interested, rather than official entities in which a member is involved.

Areas of interest which have a very low count may be recent additions to the AOI list, or may reflect overall trends in membership.

Statistics on Areas of Expertise (Members paid through >= 8/31/2018)

<u>CODE</u>	<u>DESCRIPTION</u>	<u>TOTAL*</u>	<u>% of TOTAL*</u>
EFL	English as a foreign language	610	6%
CURRICULUM	Materials development/Curriculum	571	5%
TE	Teacher education	535	5%
WRITING	Writing/composition	532	5%
IEP	Intensive English programs	514	5%
AE	Adult education	504	5%
HE	Higher education	489	5%
AL	Applied linguistics	486	5%
SLA	Second language acquisition	412	4%
CONTENT	Content-based instruction	389	4%
GRAMMAR	Grammar	389	4%
PROFDEV	Professional development	329	3%
IC	Multiculturalism/intercultural communications	328	3%
CALL	Technology in education	325	3%
SP	Speaking/pronunciation	298	3%
ESP	English for specific purposes	294	3%
PA	Program administration	276	3%
READING	Reading/literacy	276	3%
ASSESS	Assessment/testing	270	3%
EE	Elementary/primary education	229	2%
ISKILL	Integrated Skills	225	2%
DISTANCE	Distance learning/Online Education	203	2%
COMMCOLL	Community college/technical ed	187	2%
RS	Research	177	2%
SS	Secondary education	177	2%
BE	Bilingual education	158	1%
WORKPLACE	Workplace English instruction/Business English	156	1%
LISTEN	Listening	144	1%
VOCAB	Vocabulary/Lexicon	124	1%
LIT	Literature	112	1%
SOCIAL	Social/global/political concerns	101	1%
VI	Video and digital media	94	1%
NNES	NNES/NES issues	91	1%
ACCRED	Accreditation	86	1%
ITA	International teaching assistants	84	1%
STANDARDS	Standards	61	1%
MAINSTREAMING	Mainstreaming	58	1%
LINGUISTICS	Theoretical Linguistics	57	1%
FAMILY	Community/family outreach	56	1%
RC	Refugee concerns	54	1%
LDSN	Learning Disorders/Special Needs	45	0%
EMPLOYMENT	Employment issues/Certification	43	0%
ARTS	Arts/Media/Science/Math/Social Science	42	0%
PUBLICPOLICY	Public policy	28	0%
STYLISTICS	Stylistics	10	0%

Sorted in order of prevalence.

** Note: Members are encouraged to choose multiple areas of expertise and some members do not choose any areas of expertise. The total number of distinct members (2,290) represented in this report is less than the total number of active members as indicated elsewhere in this report.*

Areas of Expertise are separate from official TESOL interest sections or Areas of Interest. Areas of expertise represent distinct areas in which a member may be experienced in, rather than official entities in which a member is involved.

Areas of interest which have a very low count may be recent additions to the AOI list, or may reflect overall trends in membership.