

10/14/2015

Membership Statistics: Grand totals for basic membership, by member type and country

		<u># Memberships</u>	<u># Members</u>
IND	BASIC		
	Existing Member(s)	4,545	4,545
	New as of 9/1/2015 or later	95	95
IND	BASIC	4,640	4,640

IND2	BASIC		
	Existing Member(s)	2,091	2,091
	New as of 9/1/2015 or later	21	21
IND2	BASIC	2,112	2,112

STU	BASIC		
	Existing Member(s)	979	979
	New as of 9/1/2015 or later	25	25
STU	BASIC	1,004	1,004

STU2	BASIC		
	Existing Member(s)	448	448
	New as of 9/1/2015 or later	6	6
STU2	BASIC	454	454

LIF	BASIC		
	Existing Member(s)	51	51
LIF	BASIC	51	51

RET	BASIC		
	Existing Member(s)	147	147
RET	BASIC	147	147

RET2	BASIC		
	Existing Member(s)	94	94
RET2	BASIC	94	94

PTR	BASIC		
	Existing Member(s)	465	465
	New as of 9/1/2015 or later	10	10
PTR	BASIC	475	475

PTR2	BASIC		
	Existing Member(s)	251	251
	New as of 9/1/2015 or later	2	2
PTR2	BASIC	253	253

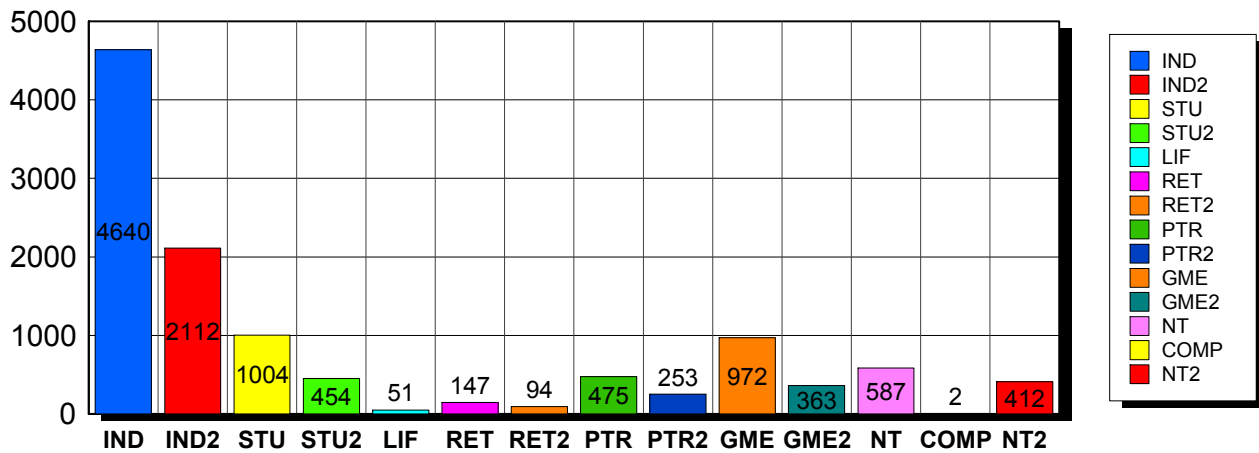
GME	BASIC		
	Existing Member(s)	938	938
	New as of 9/1/2015 or later	34	34
GME	BASIC	972	972

GME2	BASIC		
	Existing Member(s)	352	352
	New as of 9/1/2015 or later	11	11
GME2	BASIC	363	363

NT	BASIC		

	Existing Member(s)	559	559
	New as of 9/1/2015 or later	28	28
NT	BASIC	587	587
<hr/>			
COMP	BASIC		
	Existing Member(s)	2	2
COMP	BASIC	2	2
<hr/>			
NT2	BASIC		
	Existing Member(s)	406	406
	New as of 9/1/2015 or later	6	6
NT2	BASIC	412	412
<hr/>			
Grand Total:		11,566	11,566

Member Types



Note: in all general statistic reports, joint household memberships are treated as "one" member EXCEPT in the second column of this report, where joints are counted as two people, providing the most accurate count of the number of TESOL members.

		Existing Member(s)	New as of 9/1/2015 or later	Total
COMP	United States	2	0	2
	Total	2	0	2
GME	United States	53	0	53
	ALBANIA	3	0	3
	ALGERIA	3	0	3
	ARGENTINA	17	0	17
	ARMENIA	1	0	1
	AZERBAIJAN	4	3	7
	BANGLADESH	26	0	26
	BARBADOS	1	0	1

		Existing Member(s)	New as of 9/1/2015 or later	Total
GME	BELIZE	2	0	2
	BOLIVIA	8	0	8
	BOSNIA AND	1	0	1
	BRAZIL	61	1	62
	BULGARIA	2	2	4
	BURKINA FASO	2	0	2
	CAMBODIA	3	0	3
	CAMEROON	2	0	2
	CHILE	10	1	11
	CHINA	144	0	144
	COLOMBIA	14	1	15
	COSTA RICA	8	1	9
	CROATIA	3	2	5
	DOMINICAN	7	0	7
	ECUADOR	72	3	75
	EGYPT	22	1	23
	GEORGIA	3	0	3
	GHANA	1	0	1
	GRENADA	2	0	2
	GUATEMALA	8	0	8
	HAITI	18	0	18
	HONDURAS	2	0	2
	HONG KONG	1	0	1
	HONG KONG	1	0	1
	HUNGARY	1	0	1
	INDIA	48	0	48
	INDONESIA	3	0	3
	IRAN	4	1	5
	IRAQ	3	0	3
	JAMAICA	2	0	2
JORDAN	1	0	1	

		Existing Member(s)	New as of 9/1/2015 or later	Total
GME	KAZAKHSTAN	1	0	1
	KENYA	1	0	1
	KOSOVO	2	0	2
	KUWAIT	1	0	1
	KYRGYZSTAN	2	0	2
	LEBANON	3	0	3
	MACAO	1	0	1
	MADAGASCAR	3	0	3
	MALAYSIA	10	7	17
	MALI	3	0	3
	MAURITANIA	10	0	10
	MEXICO	57	0	57
	MOLDOVA,	3	0	3
	MONGOLIA	22	0	22
	MOROCCO	22	1	23
	MOZAMBIQUE	1	0	1
	MYANMAR	1	0	1
	NEPAL	8	1	9
	NEW ZEALAND	1	0	1
	NICARAGUA	2	0	2
	NIGERIA	10	0	10
	PAKISTAN	14	3	17
	PALESTINIAN	2	0	2
	PANAMA	14	3	17
	PARAGUAY	1	0	1
	PEOPLES REP	7	0	7
	PERU	55	0	55
	PHILIPPINES	9	0	9
	POLAND	5	0	5
	RUSSIA	6	0	6
RUSSIAN	4	0	4	

		Existing Member(s)	New as of 9/1/2015 or later	Total
GME	RWANDA	2	0	2
	SAUDI ARABIA	1	0	1
	SERBIA	1	0	1
	SLOVAKIA	1	0	1
	SOUTH AFRICA	2	0	2
	SUDAN	2	0	2
	SWAZILAND	1	0	1
	SYRIAN ARAB	1	0	1
	TAIWAN ROC	5	0	5
	TANZANIA,	1	0	1
	THAILAND	15	1	16
	TUNISIA	4	0	4
	TURKEY	15	2	17
	UKRAINE	5	0	5
	UNITED	1	0	1
	United States	3	0	3
	UNITED	3	0	3
	URUGUAY	7	0	7
	UZBEKISTAN	1	0	1
	VENEZUELA	13	0	13
	VIETNAM	5	0	5
YEMEN	1	0	1	
Total	938	34	972	
GME2	United States	3	0	3
	AFGHANISTAN	1	0	1
	ALBANIA	6	0	6
	ANGOLA	1	0	1
	ARGENTINA	4	0	4
	ARMENIA	1	0	1
	AZERBAIJAN	1	0	1
	BANGLADESH	3	0	3

		Existing Member(s)	New as of 9/1/2015 or later	Total
GME2	BELARUS	1	0	1
	BOLIVIA	2	0	2
	BRAZIL	22	0	22
	BULGARIA	0	4	4
	BURKINA FASO	1	0	1
	CAMEROON	1	0	1
	CHILE	3	0	3
	CHINA	49	0	49
	COLOMBIA	10	0	10
	COSTA RICA	7	0	7
	CUBA	1	0	1
	DOMINICAN	4	0	4
	ECUADOR	11	1	12
	EGYPT	2	0	2
	GABON	1	1	2
	GEORGIA	1	0	1
	GRENADA	1	0	1
	GUATEMALA	1	0	1
	HONDURAS	1	0	1
	HONG KONG	1	0	1
	INDIA	22	1	23
	INDONESIA	5	0	5
	IRAQ	1	0	1
	JORDAN	3	0	3
	KAZAKHSTAN	2	0	2
	KOSOVO	1	0	1
	LATVIA	1	0	1
	LEBANON	3	0	3
	LITHUANIA	1	0	1
	MADAGASCAR	1	0	1
MALAYSIA	6	0	6	

		Existing Member(s)	New as of 9/1/2015 or later	Total
GME2	MALDIVES	1	0	1
	MARSHALL	1	0	1
	MAURITIUS	1	0	1
	MEXICO	27	1	28
	MONGOLIA	6	0	6
	MOROCCO	3	1	4
	NAMIBIA	1	0	1
	NEPAL	2	0	2
	NIGER	1	0	1
	NIGERIA	5	1	6
	PAKISTAN	5	0	5
	PANAMA	2	0	2
	PARAGUAY	1	0	1
	PEOPLES REP	2	0	2
	PERU	6	0	6
	PHILIPPINES	9	0	9
	POLAND	5	0	5
	ROMANIA	1	0	1
	RUSSIA	1	0	1
	RUSSIAN	4	0	4
	SENEGAL	1	0	1
	SIERRA LEONE	1	0	1
	SRI LANKA	0	1	1
	SURINAME	1	0	1
	SYRIAN ARAB	1	0	1
	TAIWAN ROC	2	0	2
	TAJIKISTAN	2	0	2
	THAILAND	14	0	14
	TUNISIA	3	0	3
	TURKEY	23	0	23
UNITED	1	0	1	

		Existing Member(s)	New as of 9/1/2015 or later	Total
GME2	United States	1	0	1
	UNITED	2	0	2
	URUGUAY	3	0	3
	UZBEKISTAN	19	0	19
	VANUATU	1	0	1
	VENEZUELA	2	0	2
	VIET NAM	1	0	1
	VIETNAM	3	0	3
	YEMEN	1	0	1
	Total	352	11	363
IND	United States	3,467	57	3,524
	AFGHANISTAN	1	0	1
	ARGENTINA	1	0	1
	AUSTRALIA	25	0	25
	BAHRAIN	1	0	1
	BELGIUM	1	0	1
	BERMUDA	1	0	1
	BRAZIL	4	0	4
	CANADA	366	1	367
	CHINA	5	0	5
	COLOMBIA	1	0	1
	Congo, The	1	0	1
	COSTA RICA	3	0	3
	CYPRUS	1	0	1
	CZECH	3	1	4
	DENMARK	2	1	3
	DOMINICAN	2	0	2
	ECUADOR	4	0	4
	FINLAND	1	0	1
	FRANCE	3	0	3
GERMANY	6	0	6	

		Existing Member(s)	New as of 9/1/2015 or later	Total
IND	GREECE	3	0	3
	HONG KONG	11	1	12
	HONG KONG	4	0	4
	HUNGARY	1	0	1
	ICELAND	1	0	1
	INDIA	3	0	3
	IRAQ	1	0	1
	IRELAND	2	0	2
	ISRAEL	5	0	5
	ITALY	8	0	8
	JAPAN	221	0	221
	Korea, Dem	1	0	1
	Korea, Republic	5	0	5
	KOREA,	5	0	5
	KUWAIT	3	0	3
	LEBANON	1	0	1
	MACAO	1	0	1
	MALAYSIA	2	0	2
	MEXICO	12	0	12
	MOROCCO	1	0	1
	MYANMAR	1	0	1
	NETHERLAND	2	0	2
	NEW ZEALAND	7	0	7
	NIGERIA	3	0	3
	NORWAY	3	0	3
	OMAN	3	0	3
	PAKISTAN	2	0	2
	PHILIPPINES	1	0	1
	PORTUGAL	0	1	1
	Puerto Rico	10	0	10
QATAR	16	0	16	

		Existing Member(s)	New as of 9/1/2015 or later	Total
IND	RUSSIAN	1	0	1
	SAUDI ARABIA	13	0	13
	SERBIA	1	0	1
	SINGAPORE	4	0	4
	SOUTH AFRICA	2	1	3
	SOUTH KOREA	10	0	10
	SPAIN	4	0	4
	SWEDEN	6	3	9
	SWITZERLAND	1	0	1
	TAIWAN	9	1	10
	TAIWAN ROC	4	0	4
	THAILAND	2	0	2
	TURKEY	1	0	1
	UGANDA	1	0	1
	UNITED ARAB	33	2	35
	UNITED	12	0	12
	United States	17	0	17
	UNITED	184	26	210
	VIET NAM	2	0	2
	Total	4,545	95	4,640
IND2	United States	1,647	13	1,660
	AUSTRALIA	15	0	15
	AUSTRIA	2	0	2
	BAHRAIN	3	0	3
	BENIN	1	0	1
	BOLIVIA	1	0	1
	BRAZIL	4	0	4
	CANADA	101	1	102
	CAYMAN	1	0	1
	CHINA	4	0	4
	COLOMBIA	2	0	2

		Existing Member(s)	New as of 9/1/2015 or later	Total
IND2	COSTA RICA	1	0	1
	CYPRUS	1	0	1
	FINLAND	1	0	1
	FRANCE	1	0	1
	GERMANY	7	0	7
	GREECE	1	0	1
	HONG KONG	5	0	5
	HONG KONG	7	0	7
	INDIA	3	0	3
	IRAQ	1	0	1
	ITALY	5	0	5
	JAPAN	96	0	96
	KAZAKHSTAN	1	0	1
	Korea, Republic	3	0	3
	KOREA,	4	0	4
	KUWAIT	5	0	5
	Lao People's	1	0	1
	LEBANON	1	0	1
	MACAO	5	0	5
	MALAYSIA	3	0	3
	MARTINIQUE	1	0	1
	NETHERLAND	1	0	1
	NEW	1	0	1
	NEW ZEALAND	2	0	2
	NIGERIA	2	0	2
	NORWAY	1	0	1
	OMAN	1	0	1
	QATAR	15	0	15
	RUSSIAN	1	0	1
	SAUDI ARABIA	11	0	11
SINGAPORE	2	0	2	

		Existing Member(s)	New as of 9/1/2015 or later	Total
IND2	SLOVAKIA	2	0	2
	SOUTH KOREA	4	1	5
	SPAIN	2	0	2
	SWITZERLAND	2	0	2
	TAIWAN	6	0	6
	TAIWAN ROC	1	0	1
	THAILAND	2	0	2
	TRINIDAD AND	1	0	1
	TURKEY	3	0	3
	UKRAINE	1	0	1
	UNITED ARAB	10	1	11
	UNITED	7	0	7
	UNITED	76	5	81
	URUGUAY	2	0	2
	VENEZUELA	1	0	1
Total	2,091	21	2,112	
LIF	United States	41	0	41
	AUSTRALIA	1	0	1
	CANADA	2	0	2
	EGYPT	1	0	1
	ISRAEL	1	0	1
	JAPAN	1	0	1
	UNITED ARAB	1	0	1
	UNITED	2	0	2
	UNITED	1	0	1
	Total	51	0	51
NT	United States	429	16	445
	AUSTRALIA	3	0	3
	CANADA	26	0	26
	CHINA	3	0	3
	COLOMBIA	1	0	1

		Existing Member(s)	New as of 9/1/2015 or later	Total
NT	ECUADOR	1	0	1
	GREECE	1	0	1
	GUAM	1	0	1
	HONG KONG	1	0	1
	ITALY	1	0	1
	JAPAN	13	1	14
	KOREA,	1	0	1
	MALAYSIA	1	0	1
	MARTINIQUE	1	0	1
	MATARA	1	0	1
	NEW ZEALAND	1	0	1
	PERU	2	0	2
	Puerto Rico	1	0	1
	QATAR	2	0	2
	RUSSIA	2	0	2
	SAUDI ARABIA	5	0	5
	SLOVAKIA	1	0	1
	SOUTH KOREA	2	0	2
	SPAIN	1	0	1
	SWEDEN	1	0	1
	THAILAND	1	0	1
TURKEY	1	0	1	
UNITED	4	0	4	
UNITED	51	11	62	
Total	559	28	587	
NT2	United States	350	3	353
	AUSTRALIA	5	0	5
	CANADA	7	0	7
	CHINA	1	0	1
	HONG KONG	2	0	2
	HONG KONG	1	0	1

		Existing Member(s)	New as of 9/1/2015 or later	Total
NT2	ITALY	1	0	1
	JAPAN	8	0	8
	KOREA,	2	0	2
	KUWAIT	1	0	1
	MACAO	1	0	1
	SAUDI ARABIA	1	0	1
	SINGAPORE	1	0	1
	SOUTH KOREA	1	0	1
	SWITZERLAND	1	0	1
	TAIWAN	2	0	2
	UNITED	1	0	1
	UNITED	20	3	23
	Total	406	6	412
PTR	United States	347	3	350
	AUSTRALIA	3	0	3
	BRAZIL	4	0	4
	CANADA	27	0	27
	CAYMAN	1	0	1
	CHILE	1	0	1
	CHINA	5	0	5
	CZECH	2	0	2
	DOMINICAN	1	0	1
	ECUADOR	7	0	7
	GEORGIA	1	0	1
	GERMANY	1	0	1
	GREECE	1	0	1
	IRAQ	1	0	1
	ISRAEL	1	0	1
	JAPAN	9	0	9
	MACAO	1	0	1
MEXICO	2	0	2	

		Existing Member(s)	New as of 9/1/2015 or later	Total
PTR	NEPAL	1	0	1
	NEW ZEALAND	1	0	1
	NIGERIA	1	0	1
	NORTHERN	1	0	1
	OMAN	1	0	1
	PAKISTAN	1	0	1
	PANAMA	1	0	1
	PERU	1	0	1
	PHILIPPINES	1	0	1
	Puerto Rico	4	1	5
	QATAR	1	0	1
	SAUDI ARABIA	0	1	1
	SINGAPORE	1	0	1
	SLOVENIA	1	0	1
	SOUTH AFRICA	1	0	1
	SOUTH KOREA	1	0	1
	SPAIN	0	1	1
	TAIWAN	1	0	1
	TAIWAN ROC	1	0	1
	TANZANIA,	1	0	1
	THAILAND	1	1	2
	TURKEY	3	0	3
	UNITED ARAB	2	0	2
	UNITED	2	0	2
	United States	2	0	2
	UNITED	15	3	18
VENEZUELA	3	0	3	
VIETNAM	1	0	1	
Total	465	10	475	
PTR2	United States	192	2	194
	ARMENIA	1	0	1

		Existing Member(s)	New as of 9/1/2015 or later	Total
PTR2	BRAZIL	2	0	2
	CANADA	7	0	7
	CHILE	1	0	1
	CHINA	3	0	3
	COLOMBIA	1	0	1
	CZECH	1	0	1
	HONG KONG	1	0	1
	INDONESIA	2	0	2
	ISRAEL	1	0	1
	ITALY	1	0	1
	JAPAN	4	0	4
	MACAO	1	0	1
	POLAND	1	0	1
	SAUDI ARABIA	9	0	9
	TAIWAN	5	0	5
	TURKEY	5	0	5
	UNITED ARAB	1	0	1
	UNITED	12	0	12
	Total	251	2	253
RET	United States	129	0	129
	ARGENTINA	1	0	1
	BRAZIL	1	0	1
	CANADA	6	0	6
	COLOMBIA	1	0	1
	GERMANY	1	0	1
	JAPAN	2	0	2
	PORTUGAL	1	0	1
	SRI LANKA	1	0	1
	UNITED	4	0	4
	Total	147	0	147
RET2	United States	81	0	81

		Existing Member(s)	New as of 9/1/2015 or later	Total
RET2	AUSTRALIA	1	0	1
	CANADA	1	0	1
	ISRAEL	4	0	4
	ITALY	1	0	1
	JAPAN	4	0	4
	SPAIN	1	0	1
	UNITED	1	0	1
	Total	94	0	94
STU	United States	756	12	768
	AUSTRALIA	8	0	8
	BRAZIL	2	0	2
	CAMBODIA	1	0	1
	CANADA	82	0	82
	CHINA	8	0	8
	COLOMBIA	1	0	1
	FRANCE	1	0	1
	GERMANY	3	0	3
	GUAM	1	0	1
	HONG KONG	2	0	2
	ITALY	1	0	1
	JAPAN	14	0	14
	Korea, Republic	1	0	1
	MALAYSIA	0	1	1
	NEW ZEALAND	2	0	2
	PHILIPPINES	0	1	1
	POLAND	1	0	1
	PORTUGAL	1	0	1
	RUSSIAN	0	1	1
	SAUDI ARABIA	1	0	1
SLOVENIA	1	0	1	
SOUTH KOREA	4	0	4	

		Existing Member(s)	New as of 9/1/2015 or later	Total
STU	SPAIN	1	0	1
	THAILAND	23	0	23
	TURKEY	2	0	2
	UNITED ARAB	1	0	1
	UNITED	8	0	8
	United States	1	0	1
	UNITED	51	10	61
	UZBEKISTAN	1	0	1
	Total	979	25	1,004
	STU2	United States	368	5
AUSTRALIA		6	0	6
BRAZIL		2	0	2
CANADA		26	0	26
CHINA		2	0	2
FRANCE		1	0	1
HONG KONG		1	0	1
INDONESIA		1	0	1
ISRAEL		2	0	2
JAPAN		6	0	6
KOREA,		2	0	2
LEBANON		1	0	1
LIBYAN ARAB		1	0	1
MEXICO		3	0	3
NEPAL		1	0	1
NEW ZEALAND		1	0	1
OMAN		1	0	1
Puerto Rico		1	0	1
SINGAPORE		1	0	1
TAIWAN ROC		1	0	1
UNITED		5	0	5
UNITED	15	1	16	

		Existing Member(s)	New as of 9/1/2015 or later	Total
STU2	Total	448	6	454
Total		11,328	238	11,566

This report is based on members paid through 9/30/2015 or later.

Country/State/Province	Total	
AFGHANISTAN	2	0.0%
ALBANIA	9	0.1%
ALGERIA	3	0.0%
ANGOLA	1	0.0%
ARGENTINA	23	0.2%
ARMENIA	3	0.0%
AUSTRALIA	67	0.6%
AUSTRIA	2	0.0%
AZERBAIJAN	8	0.1%
BAHRAIN	4	0.0%
BANGLADESH	29	0.3%
BARBADOS	1	0.0%
BELARUS	1	0.0%
BELGIUM	1	0.0%
BELIZE	2	0.0%
BENIN	1	0.0%
BERMUDA	1	0.0%
BOLIVIA	11	0.1%
BOSNIA AND HERZEGOVINA	1	0.0%
BRAZIL	103	0.9%
BULGARIA	8	0.1%
BURKINA FASO	3	0.0%
CAMBODIA	4	0.0%
CAMEROON	3	0.0%
CANADA		
<i>CANADA</i>	<i>11</i>	
<i>CANADA</i>	<i>62</i>	
<i>CANADA</i>	<i>138</i>	
<i>CANADA</i>	<i>1</i>	
<i>CANADA</i>	<i>17</i>	
<i>CANADA</i>	<i>1</i>	
<i>CANADA</i>	<i>15</i>	
<i>CANADA</i>	<i>1</i>	
<i>CANADA</i>	<i>18</i>	
<i>CANADA</i>	<i>1</i>	
<i>CANADA</i>	<i>314</i>	
<i>CANADA</i>	<i>38</i>	
<i>CANADA</i>	<i>35</i>	
<i>CANADA</i>	<i>1</i>	
CANADA	653	5.6%
CAYMAN ISLANDS	2	0.0%
CHILE	16	0.1%
CHINA	224	1.9%
COLOMBIA	32	0.3%
Congo, The Dem Rep Of The	1	0.0%
COSTA RICA	20	0.2%
CROATIA	5	0.0%
CUBA	1	0.0%
CYPRUS	2	0.0%
CZECH REPUBLIC	7	0.1%
DENMARK	3	0.0%
DOMINICAN REPUBLIC	14	0.1%
ECUADOR	99	0.9%
EGYPT	26	0.2%
FINLAND	2	0.0%
FRANCE	6	0.1%
GABON	2	0.0%

GEORGIA	5	0.0%
GERMANY	18	0.2%
GHANA	1	0.0%
GREECE	6	0.1%
GRENADA	3	0.0%
GUAM	2	0.0%
GUATEMALA	9	0.1%
HAITI	18	0.2%
HONDURAS	3	0.0%
HONG KONG	23	0.2%
HONG KONG SAR CHINA	16	0.1%
HUNGARY	2	0.0%
ICELAND	1	0.0%
INDIA	77	0.7%
INDONESIA	11	0.1%
IRAN	5	0.0%
IRAQ	7	0.1%
IRELAND	2	0.0%
ISRAEL	14	0.1%
ITALY	18	0.2%
JAMAICA	2	0.0%
JAPAN	379	3.3%
JORDAN	4	0.0%
KAZAKHSTAN	4	0.0%
KENYA	1	0.0%
Korea, Dem People's Rep	1	0.0%
Korea, Republic Of	9	0.1%
KOREA, REPUBLIC OF	14	0.1%
KOSOVO (UNMIK)	3	0.0%
KUWAIT	10	0.1%
KYRGYZSTAN	2	0.0%
Lao People's Dem Republic	1	0.0%
LATVIA	1	0.0%
LEBANON	9	0.1%
LIBYAN ARAB JAMAHIRIYA	1	0.0%
LITHUANIA	1	0.0%
MACAO	10	0.1%
MADAGASCAR	4	0.0%
MALAYSIA	30	0.3%
MALDIVES	1	0.0%
MALI	3	0.0%
MARSHALL ISLANDS	1	0.0%
MARTINIQUE	2	0.0%
MATARA	1	0.0%
MAURITANIA	10	0.1%
MAURITIUS	1	0.0%
MEXICO	102	0.9%
MOLDOVA, REPUBLIC OF	3	0.0%
MONGOLIA	28	0.2%
MOROCCO	28	0.2%
MOZAMBIQUE	1	0.0%
MYANMAR	2	0.0%
NAMIBIA	1	0.0%
NEPAL	13	0.1%
NETHERLANDS	3	0.0%
NEW CALEDONIA	1	0.0%
NEW ZEALAND	15	0.1%
NICARAGUA	2	0.0%
NIGER	1	0.0%
NIGERIA	22	0.2%
NORTHERN MARIANA ISLANDS	1	0.0%

NORWAY		4	0.0%
OMAN		6	0.1%
PAKISTAN		25	0.2%
PALESTINIAN TERRITORY		2	0.0%
PANAMA		20	0.2%
PARAGUAY		2	0.0%
PEOPLES REP OF CHINA		9	0.1%
PERU		64	0.6%
PHILIPPINES		21	0.2%
POLAND		12	0.1%
PORTUGAL		3	0.0%
Puerto Rico		17	0.1%
OATAR		34	0.3%
ROMANIA		1	0.0%
RUSSIA		9	0.1%
RUSSIAN FEDERATION		11	0.1%
RWANDA		2	0.0%
SAUDI ARABIA		42	0.4%
SENEGAL		1	0.0%
SERBIA		2	0.0%
SIERRA LEONE		1	0.0%
SINGAPORE		9	0.1%
SLOVAKIA		4	0.0%
SLOVENIA		2	0.0%
SOUTH AFRICA		6	0.1%
SOUTH KOREA		23	0.2%
SPAIN		10	0.1%
SRI LANKA		2	0.0%
SUDAN		2	0.0%
SURINAME		1	0.0%
SWAZILAND		1	0.0%
SWEDEN		10	0.1%
SWITZERLAND		4	0.0%
SYRIAN ARAB REPUBLIC		2	0.0%
TAIWAN		24	0.2%
TAIWAN ROC		14	0.1%
TAJIKISTAN		2	0.0%
TANZANIA, UNITED REPUBLIC		2	0.0%
THAILAND		60	0.5%
TRINIDAD AND TOBAGO		1	0.0%
TUNISIA		7	0.1%
TURKEY		55	0.5%
UGANDA		1	0.0%
UKRAINE		6	0.1%
UNITED ARAB EMIRATES		51	0.4%
UNITED KINGDOM		44	0.4%
United States		24	0.2%
UNITED STATES OF AMERICA		493	4.3%
URUGUAY		12	0.1%
USA			
<i>USA</i>		<i>49</i>	
<i>USA</i>	<i>Alabama</i>	<i>67</i>	
<i>USA</i>	<i>Alaska</i>	<i>11</i>	
<i>USA</i>	<i>American Embassy</i>	<i>7</i>	
<i>USA</i>	<i>Arizona</i>	<i>173</i>	
<i>USA</i>	<i>Arkansas</i>	<i>74</i>	
<i>USA</i>	<i>Armed Forces</i>	<i>7</i>	
<i>USA</i>	<i>Armed Frces Americas</i>	<i>3</i>	
<i>USA</i>	<i>British Columbia</i>	<i>1</i>	
<i>USA</i>	<i>California</i>	<i>749</i>	
<i>USA</i>	<i>Colorado</i>	<i>146</i>	

USA	Connecticut	127	
USA	Delaware	53	
USA	District of Columbia	119	
USA	Florida	284	
USA	Georgia	148	
USA	Guam	2	
USA	Hawaii	67	
USA	Idaho	54	
USA	Illinois	339	
USA	Indiana	156	
USA	Iowa	97	
USA	Kansas	118	
USA	Kentucky	64	
USA	Louisiana	31	
USA	Maine	40	
USA	Maryland	255	
USA	Massachusetts	322	
USA	Michigan	259	
USA	Minnesota	129	
USA	Mississippi	45	
USA	Missouri	183	
USA	Montana	15	
USA	Nebraska	43	
USA	Nevada	41	
USA	New Hampshire	64	
USA	New Jersey	242	
USA	New Mexico	49	
USA	New York	684	
USA	North Carolina	145	
USA	North Dakota	16	
USA	Ohio	271	
USA	Oklahoma	55	
USA	Ontario	3	
USA	Oregon	259	
USA	Pennsylvania	321	
USA	Puerto Rico	21	
USA	Quebec	1	
USA	Rhode Island	45	
USA	South Carolina	38	
USA	South Dakota	7	
USA	Tennessee	76	
USA	Texas	388	
USA	Utah	81	
USA	Vermont	67	
USA	Virginia	376	
USA	Washington	317	
USA	West Virginia	28	
USA	Wisconsin	131	
USA	Wyoming	12	
USA	Yukon Territory	1	
USA		7,976	69.0%
UZBEKISTAN		21	0.2%
VANUATU		1	0.0%
VENEZUELA		19	0.2%
VIET NAM		3	0.0%
VIETNAM		9	0.1%
YEMEN		2	0.0%

Grand Total: _____

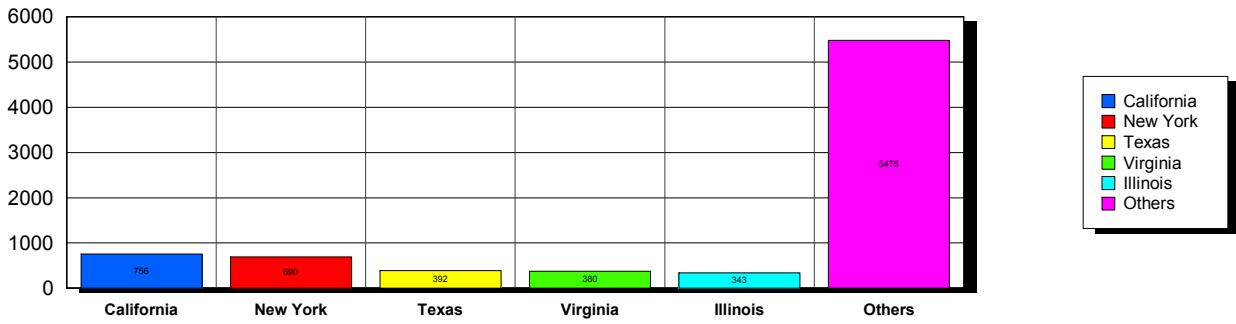
11,566

159 distinct countries represented.

02-geographic.rpt 9/30/2015

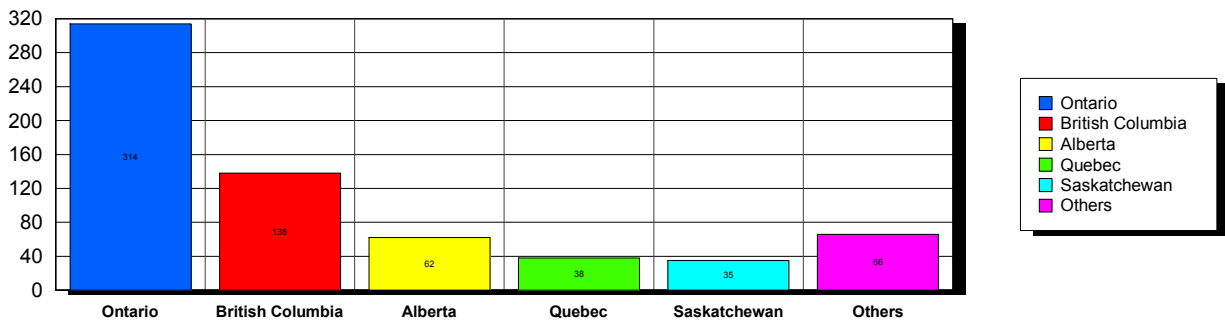
USA

Top 5 States per Country

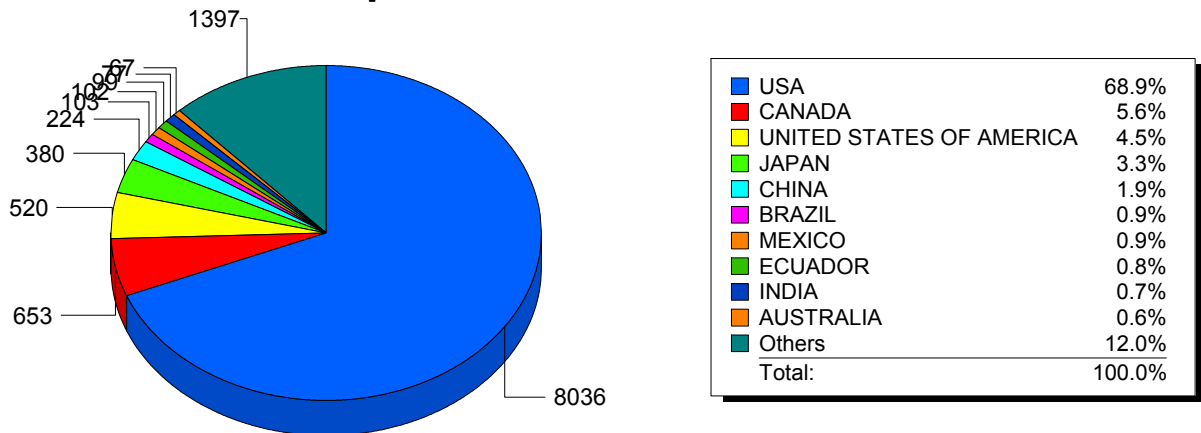


CANADA

Top 5 States per Country



Top 10 Countries



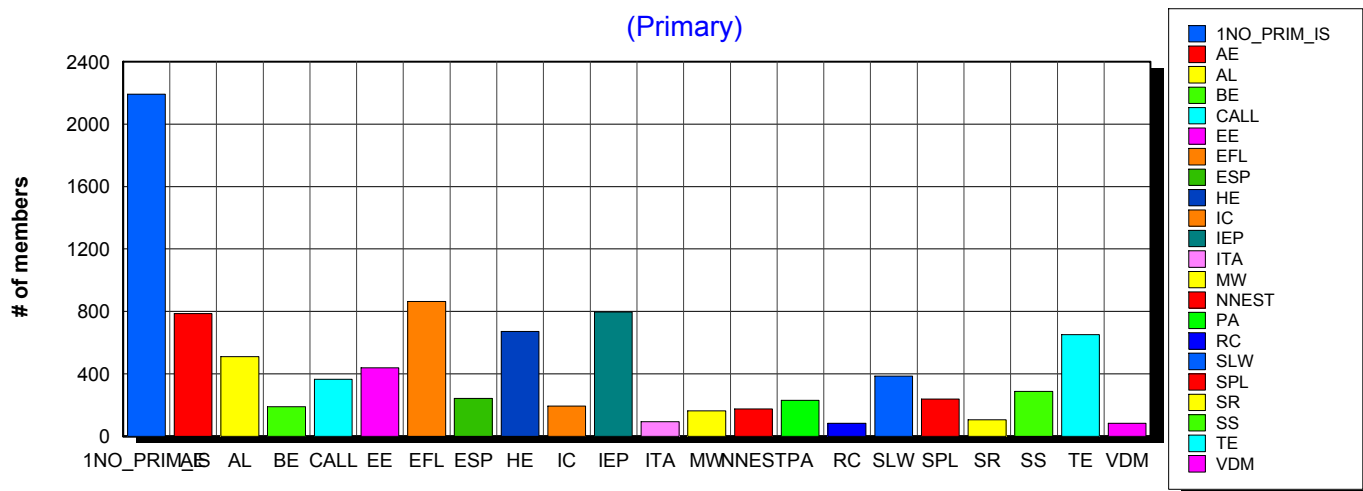
10/14/2015 **Basic statistics on Primary vs. other memberships in interest sections. For members paid through 9/30/2015 or later.**

		<i>Primary versus other</i>		
No Primary Interest Section	6.7%	2,203	2,192	11
Adult Education	6.2%	2,019	787	1,232
Applied Linguistics	5.9%	1,931	510	1,421
Bilingual Education	3.1%	1,003	190	813
Computer-Assisted Language Learning	5.2%	1,696	365	1,331
Elementary Education	3.1%	1,026	439	587
English as a Foreign Language	7.0%	2,303	863	1,440
English for Specific Purposes	4.4%	1,453	242	1,211
Higher Education	6.3%	2,063	671	1,392
Intercultural Communication	4.8%	1,580	194	1,386
Intensive English Programs	6.4%	2,077	796	1,281
International Teaching Assistants	2.0%	640	93	547
Materials Writers	3.4%	1,127	162	965
Nonnative English Speakers in TESOL	2.9%	934	174	760
Program Administration	3.5%	1,133	230	903
Refugee Concerns	2.0%	670	83	587
Second Language Writing	6.2%	2,013	386	1,627
Speech, Pronunciation, and Listening	5.3%	1,726	239	1,487
Social Responsibility	2.1%	692	105	587
Secondary Schools	2.7%	882	287	595
Teacher Education	7.3%	2,379	651	1,728
Video & Digital Media	3.5%	1,139	83	1,056
<i>9,773 distinct members</i>		Total # of IS memberships	32,689	9,742 22,947

The total count is the number of IS memberships total and may either be LESS or MORE than the actual number of individual members of TESOL. Due to open access to Interest Sections, these numbers may fluctuate considerably each month. For instance, one member may have selected four interest sections, while some members may belong to none.

Interest Sections

(Primary)

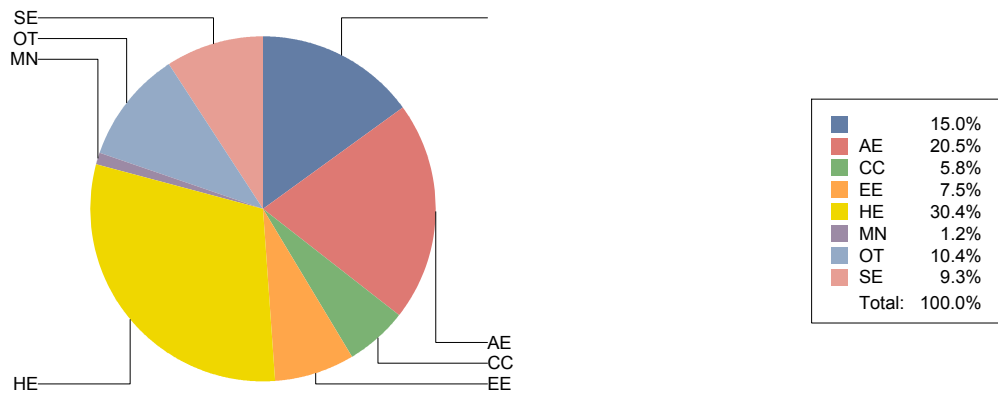


Basic Statistics on Area of Work (Members paid through >= 9/30/2015)

		1,719	15.0%
Adult Education	AE	2,340	20.5%
Community/2yr College	CC	668	5.8%
Elementary Education	EE	852	7.5%
Postsecondary Education	HE	3,471	30.4%
Mainstream	MN	140	1.2%
Other	OT	1,187	10.4%
Secondary Education	SE	1,058	9.3%
		11,435	

Only members who selected an area of work are included on this report. Other members may not have responded to this question and are excluded from the count.

Areas of Work



(Blanks indicate no response)

Statistics on Areas of Interest (Members paid through >= 9/30/2015)

<u>CODE</u>	<u>DESCRIPTION</u>	<u>TOTAL*</u>	<u>% of TOTAL*</u>
TE	Teacher education	1,717	5%
CURRICULUM	Materials development/Curriculum	1,672	4%
EFL	English as a foreign language	1,598	4%
SLA	Second language acquisition	1,552	4%
AL	Applied linguistics	1,498	4%
WRITING	Writing/composition	1,437	4%
HE	Higher education	1,434	4%
CALL	Technology in education	1,415	4%
IC	Multiculturalism/intercultural communications	1,409	4%
IEP	Intensive English programs	1,409	4%
AE	Adult education	1,354	4%
PROFDEV	Professional development	1,289	3%
CONTENT	Content-based instruction	1,249	3%
SP	Speaking/pronunciation	1,154	3%
READING	Reading/literacy	1,153	3%
GRAMMAR	Grammar	1,104	3%
ASSESS	Assessment/testing	1,084	3%
ESP	English for specific purposes	1,014	3%
RS	Research	969	3%
DISTANCE	Distance learning/Online Education	771	2%
PA	Program administration	771	2%
VOCAB	Vocabulary/Lexicon	745	2%
BE	Bilingual education	725	2%
ISKILL	Integrated Skills	641	2%
SOCIAL	Social/global/political concerns	637	2%
WORKPLACE	Workplace English instruction/Business English	625	2%
LISTEN	Listening	621	2%
VI	Video and digital media	597	2%
EE	Elementary/primary education	585	2%
SS	Secondary education	561	1%
COMMCOLL	Community college/technical ed	491	1%
RC	Refugee concerns	424	1%
LINGUISTICS	Theoretical Linguistics	418	1%
STANDARDS	Standards	415	1%
ITA	International teaching assistants	399	1%
LIT	Literature	388	1%
FAMILY	Community/family outreach	319	1%
EMPLOYMENT	Employment issues/Certification	299	1%
NNES	NNES/NES issues	295	1%
ACCRED	Accreditation	259	1%
LDSN	Learning Disorders/Special Needs	259	1%
PUBLICPOLICY	Public policy	255	1%
MAINSTREAMING	Mainstreaming	235	1%
ARTS	Arts/Media/Science/Math/Social Science	172	0%
STYLISTICS	Stylistics	79	0%

Sorted in order of prevalence.

** Note: Members are encouraged to choose multiple areas of interest and some members do not choose any areas of interest. The total number of distinct members (4,745) represented in this report is less than the total number of active members as indicated elsewhere in this report.*

Areas of interest are separate from official TESOL interest sections. Areas of interest represent distinct areas in which a member may be interested, rather than official entities in which a member is involved.

Areas of interest which have a very low count may be recent additions to the AOI list, or may reflect overall trends in membership.

Statistics on Areas of Expertise (Members paid through >= 9/30/2015)

<u>CODE</u>	<u>DESCRIPTION</u>	<u>TOTAL*</u>	<u>% of TOTAL*</u>
EFL	English as a foreign language	1,037	6%
CURRICULUM	Materials development/Curriculum	940	5%
AE	Adult education	870	5%
WRITING	Writing/composition	858	5%
IEP	Intensive English programs	845	5%
TE	Teacher education	785	5%
AL	Applied linguistics	784	5%
HE	Higher education	749	4%
SLA	Second language acquisition	672	4%
CONTENT	Content-based instruction	638	4%
GRAMMAR	Grammar	613	4%
IC	Multiculturalism/intercultural communications	553	3%
CALL	Technology in education	522	3%
ESP	English for specific purposes	504	3%
PROFDEV	Professional development	503	3%
SP	Speaking/pronunciation	478	3%
READING	Reading/literacy	469	3%
PA	Program administration	435	3%
ASSESS	Assessment/testing	434	2%
ISKILL	Integrated Skills	376	2%
EE	Elementary/primary education	374	2%
DISTANCE	Distance learning/Online Education	318	2%
COMMCOLL	Community college/technical ed	292	2%
SS	Secondary education	287	2%
RS	Research	286	2%
BE	Bilingual education	279	2%
WORKPLACE	Workplace English instruction/Business English	271	2%
LISTEN	Listening	263	2%
VOCAB	Vocabulary/Lexicon	231	1%
LIT	Literature	198	1%
SOCIAL	Social/global/political concerns	169	1%
VI	Video and digital media	151	1%
ITA	International teaching assistants	134	1%
NNES	NNES/NES issues	132	1%
ACCRED	Accreditation	131	1%
FAMILY	Community/family outreach	101	1%
STANDARDS	Standards	98	1%
MAINSTREAMING	Mainstreaming	97	1%
LINGUISTICS	Theoretical Linguistics	94	1%
RC	Refugee concerns	92	1%
ARTS	Arts/Media/Science/Math/Social Science	84	0%
EMPLOYMENT	Employment issues/Certification	75	0%
LDSN	Learning Disorders/Special Needs	75	0%
PUBLICPOLICY	Public policy	54	0%
STYLISTICS	Stylistics	20	0%

Sorted in order of prevalence.

** Note: Members are encouraged to choose multiple areas of expertise and some members do not choose any areas of expertise. The total number of distinct members (3,779) represented in this report is less than the total number of active members as indicated elsewhere in this report.*

Areas of Expertise are separate from official TESOL interest sections or Areas of Interest. Areas of expertise represent distinct areas in which a member may be experienced in, rather than official entities in which a member is involved.

Areas of interest which have a very low count may be recent additions to the AOI list, or may reflect overall trends in membership.