

9/11/2015

Membership Statistics: Grand totals for basic membership, by member type and country

		<u># Memberships</u>	<u># Members</u>
IND	BASIC		
	Existing Member(s)	4,561	4,561
	New as of 8/1/2015 or later	64	64
IND	BASIC	4,625	4,625

IND2	BASIC		
	Existing Member(s)	2,078	2,078
	New as of 8/1/2015 or later	8	8
IND2	BASIC	2,086	2,086

STU	BASIC		
	Existing Member(s)	1,006	1,006
	New as of 8/1/2015 or later	12	12
STU	BASIC	1,018	1,018

STU2	BASIC		
	Existing Member(s)	450	450
	New as of 8/1/2015 or later	2	2
STU2	BASIC	452	452

LIF	BASIC		
	Existing Member(s)	51	51
LIF	BASIC	51	51

RET	BASIC		
	Existing Member(s)	149	149
RET	BASIC	149	149

RET2	BASIC		
	Existing Member(s)	95	95
RET2	BASIC	95	95

PTR	BASIC		
	Existing Member(s)	471	471
	New as of 8/1/2015 or later	8	8
PTR	BASIC	479	479

PTR2	BASIC		
	Existing Member(s)	245	245
	New as of 8/1/2015 or later	8	8
PTR2	BASIC	253	253

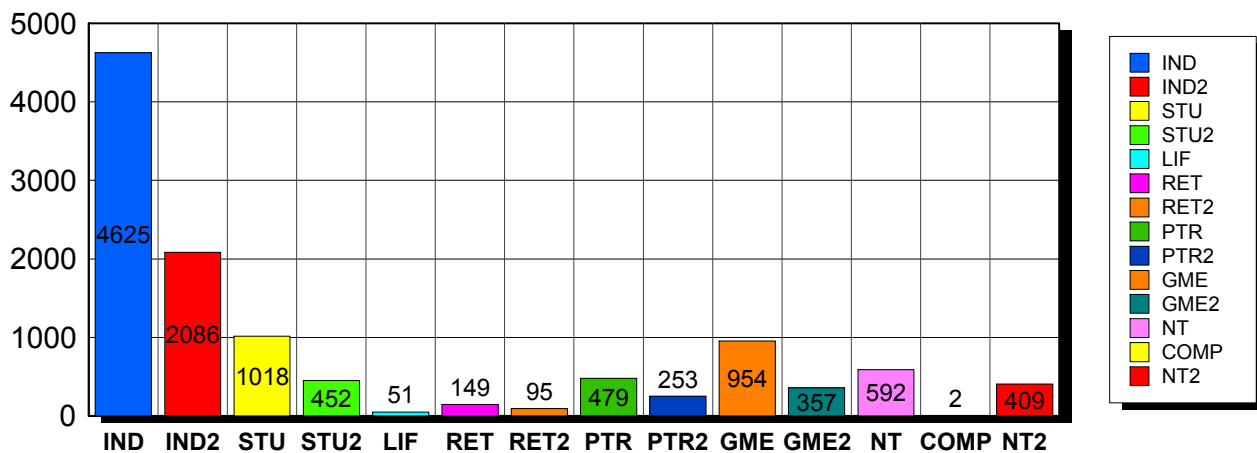
GME	BASIC		
	Existing Member(s)	928	928
	New as of 8/1/2015 or later	26	26
GME	BASIC	954	954

GME2	BASIC		
	Existing Member(s)	352	352
	New as of 8/1/2015 or later	5	5
GME2	BASIC	357	357

NT	BASIC		

	Existing Member(s)	570	570
	New as of 8/1/2015 or later	22	22
NT	BASIC	592	592
<hr/>			
COMP	BASIC		
	Existing Member(s)	2	2
COMP	BASIC	2	2
<hr/>			
NT2	BASIC		
	Existing Member(s)	399	399
	New as of 8/1/2015 or later	10	10
NT2	BASIC	409	409
<hr/>			
Grand Total:		11,522	11,522

Member Types



Note: in all general statistic reports, joint household memberships are treated as "one" member EXCEPT in the second column of this report, where joints are counted as two people, providing the most accurate count of the number of TESOL members.

		Existing Member(s)	New as of 8/1/2015 or later	Total
COMP	United States	2	0	2
	Total	2	0	2
GME	United States	55	0	55
	ALBANIA	2	1	3
	ALGERIA	2	1	3
	ARGENTINA	16	0	16
	ARMENIA	1	0	1
	AZERBAIJAN	5	1	6
	BANGLADESH	25	1	26
	BARBADOS	1	0	1

		Existing Member(s)	New as of 8/1/2015 or later	Total
GME	BELIZE	2	0	2
	BOLIVIA	8	0	8
	BOSNIA AND	1	0	1
	BRAZIL	61	0	61
	BULGARIA	1	0	1
	BURKINA FASO	2	0	2
	CAMBODIA	3	1	4
	CAMEROON	2	0	2
	CHILE	9	0	9
	CHINA	143	0	143
	COLOMBIA	12	1	13
	COSTA RICA	8	0	8
	CROATIA	3	0	3
	DOMINICAN	6	0	6
	ECUADOR	69	2	71
	EGYPT	22	0	22
	GEORGIA	3	0	3
	GHANA	1	0	1
	GRENADA	2	0	2
	GUATEMALA	8	0	8
	HAITI	18	0	18
	HONDURAS	2	0	2
	HONG KONG	1	0	1
	HONG KONG	1	0	1
	INDIA	45	3	48
	INDONESIA	3	0	3
	IRAN	4	1	5
	IRAQ	2	0	2
	JAMAICA	2	0	2
	JORDAN	1	0	1
KAZAKHSTAN	1	0	1	

		Existing Member(s)	New as of 8/1/2015 or later	Total
GME	KENYA	1	0	1
	KOSOVO	2	0	2
	KUWAIT	1	0	1
	KYRGYZSTAN	2	0	2
	LEBANON	3	0	3
	MACAO	1	0	1
	MADAGASCAR	3	0	3
	MALAYSIA	14	7	21
	MALI	2	1	3
	MAURITANIA	10	0	10
	MEXICO	57	0	57
	MOLDOVA,	3	0	3
	MONGOLIA	22	0	22
	MOROCCO	23	0	23
	MOZAMBIQUE	1	0	1
	MYANMAR	1	0	1
	NEPAL	9	0	9
	NEW ZEALAND	1	0	1
	NICARAGUA	2	0	2
	NIGERIA	10	0	10
	PAKISTAN	14	0	14
	PALESTINIAN	2	0	2
	PANAMA	14	0	14
	PARAGUAY	1	0	1
	PEOPLES REP	7	0	7
	PERU	55	0	55
	PHILIPPINES	5	3	8
	POLAND	5	0	5
	RUSSIA	7	0	7
	RUSSIAN	5	0	5
RWANDA	2	0	2	

		Existing Member(s)	New as of 8/1/2015 or later	Total
GME	SAUDI ARABIA	1	0	1
	SERBIA	1	0	1
	SLOVAKIA	1	0	1
	SOUTH AFRICA	2	0	2
	SUDAN	2	0	2
	SWAZILAND	1	0	1
	SYRIAN ARAB	0	1	1
	TAIWAN ROC	4	0	4
	TANZANIA,	1	0	1
	THAILAND	16	0	16
	TUNISIA	10	0	10
	TURKEY	15	0	15
	UKRAINE	5	0	5
	UNITED	1	0	1
	United States	3	0	3
	UNITED	2	0	2
	URUGUAY	6	0	6
	UZBEKISTAN	1	0	1
	VENEZUELA	12	1	13
	VIETNAM	5	1	6
YEMEN	1	0	1	
Total	928	26	954	
GME2	United States	3	0	3
	AFGHANISTAN	1	0	1
	ALBANIA	7	0	7
	ANGOLA	1	0	1
	ARGENTINA	5	0	5
	ARMENIA	1	0	1
	AZERBAIJAN	1	0	1
	BANGLADESH	3	0	3
	BELARUS	1	0	1

		Existing Member(s)	New as of 8/1/2015 or later	Total
GME2	BOLIVIA	2	0	2
	BRAZIL	22	0	22
	BURKINA FASO	1	0	1
	CAMEROON	1	0	1
	CHILE	2	1	3
	CHINA	49	1	50
	COLOMBIA	11	0	11
	COSTA RICA	7	0	7
	CUBA	1	0	1
	DOMINICAN	3	0	3
	ECUADOR	10	1	11
	EGYPT	2	0	2
	GABON	1	0	1
	GEORGIA	2	0	2
	GERMANY	1	0	1
	GRENADA	1	0	1
	GUATEMALA	1	0	1
	HONDURAS	1	0	1
	HONG KONG	1	0	1
	INDIA	22	0	22
	INDONESIA	5	0	5
	IRAQ	1	0	1
	JORDAN	3	0	3
	KAZAKHSTAN	2	0	2
	KOSOVO	1	0	1
	LATVIA	1	0	1
	LEBANON	3	0	3
	LITHUANIA	1	0	1
	MADAGASCAR	1	0	1
	MALAYSIA	7	0	7
MALDIVES	1	0	1	

		Existing Member(s)	New as of 8/1/2015 or later	Total
GME2	MARSHALL	1	0	1
	MAURITIUS	1	0	1
	MEXICO	27	0	27
	MONGOLIA	6	0	6
	MOROCCO	2	1	3
	NEPAL	2	0	2
	NIGER	1	0	1
	NIGERIA	5	1	6
	PAKISTAN	5	0	5
	PANAMA	2	0	2
	PARAGUAY	1	0	1
	PEOPLES REP	2	0	2
	PERU	5	0	5
	PHILIPPINES	9	0	9
	POLAND	5	0	5
	ROMANIA	1	0	1
	RUSSIA	1	0	1
	RUSSIAN	3	0	3
	SENEGAL	1	0	1
	SIERRA LEONE	1	0	1
	SURINAME	1	0	1
	SYRIAN ARAB	1	0	1
	TAIWAN ROC	2	0	2
	TAJIKISTAN	2	0	2
	THAILAND	15	0	15
	TUNISIA	2	0	2
	TURKEY	23	0	23
UNITED	1	0	1	
United States	1	0	1	
UNITED	3	0	3	
URUGUAY	3	0	3	

		Existing Member(s)	New as of 8/1/2015 or later	Total
GME2	UZBEKISTAN	19	0	19
	VANUATU	1	0	1
	VENEZUELA	2	0	2
	VIET NAM	1	0	1
	VIETNAM	3	0	3
	YEMEN	1	0	1
	Total	352	5	357
IND	United States	3,502	41	3,543
	AFGHANISTAN	1	0	1
	ARGENTINA	1	0	1
	AUSTRALIA	25	1	26
	BAHRAIN	1	0	1
	BELGIUM	2	0	2
	BERMUDA	1	0	1
	BRAZIL	6	0	6
	CANADA	372	1	373
	CHINA	7	0	7
	COLOMBIA	2	0	2
	Congo, The	1	0	1
	COSTA RICA	3	0	3
	CYPRUS	1	0	1
	CZECH	2	0	2
	DENMARK	2	0	2
	DOMINICAN	2	0	2
	ECUADOR	5	0	5
	FINLAND	1	0	1
	FRANCE	4	0	4
	GERMANY	6	0	6
	GREECE	4	0	4
	HONG KONG	11	0	11
HONG KONG	4	0	4	

		Existing Member(s)	New as of 8/1/2015 or later	Total
IND	HUNGARY	2	0	2
	ICELAND	1	0	1
	INDIA	1	0	1
	IRAQ	2	0	2
	IRELAND	2	0	2
	ISRAEL	6	0	6
	ITALY	7	0	7
	JAPAN	220	2	222
	Korea, Dem	1	0	1
	Korea, Republic	5	0	5
	KOREA,	5	0	5
	KUWAIT	3	0	3
	LEBANON	1	0	1
	MACAO	2	0	2
	MALAYSIA	2	0	2
	MEXICO	12	0	12
	MOROCCO	1	0	1
	MYANMAR	1	0	1
	NETHERLAND	2	0	2
	NEW ZEALAND	8	0	8
	NIGERIA	3	0	3
	NORWAY	3	0	3
	OMAN	3	0	3
	PAKISTAN	2	0	2
	Puerto Rico	10	0	10
	QATAR	16	0	16
	RUSSIAN	1	0	1
	SAUDI ARABIA	14	0	14
	SERBIA	1	0	1
	SINGAPORE	3	0	3
SOUTH AFRICA	2	0	2	

		Existing Member(s)	New as of 8/1/2015 or later	Total
IND	SOUTH KOREA	12	0	12
	SPAIN	5	0	5
	SWEDEN	6	0	6
	SWITZERLAND	1	0	1
	TAIWAN	9	0	9
	TAIWAN ROC	5	0	5
	THAILAND	2	0	2
	TURKEY	1	0	1
	UGANDA	1	0	1
	UNITED ARAB	34	0	34
	UNITED	12	0	12
	United States	9	7	16
	UNITED	154	12	166
	VIET NAM	2	0	2
	Total	4,561	64	4,625
IND2	United States	1,654	2	1,656
	AUSTRALIA	16	0	16
	AUSTRIA	2	0	2
	BAHRAIN	3	0	3
	BENIN	1	0	1
	BOLIVIA	1	0	1
	BRAZIL	4	0	4
	CANADA	99	0	99
	CAYMAN	1	0	1
	CHINA	4	0	4
	COLOMBIA	2	0	2
	COSTA RICA	1	0	1
	CYPRUS	1	0	1
	FINLAND	1	0	1
	FRANCE	1	0	1
	GERMANY	7	0	7

		Existing Member(s)	New as of 8/1/2015 or later	Total
IND2	GREECE	1	0	1
	HONG KONG	5	0	5
	HONG KONG	7	0	7
	INDIA	3	0	3
	ITALY	4	0	4
	JAPAN	95	0	95
	KAZAKHSTAN	1	0	1
	Korea, Republic	3	0	3
	KOREA,	5	0	5
	KUWAIT	5	0	5
	Lao People's	1	0	1
	LEBANON	1	0	1
	MACAO	4	0	4
	MALAYSIA	3	0	3
	MARTINIQUE	1	0	1
	NETHERLAND	1	0	1
	NEW	1	0	1
	NEW ZEALAND	2	0	2
	NIGERIA	2	0	2
	NORWAY	1	0	1
	OMAN	1	0	1
	QATAR	15	0	15
	RUSSIAN	1	0	1
	SAUDI ARABIA	11	0	11
	SINGAPORE	2	0	2
	SLOVAKIA	2	0	2
	SOUTH KOREA	4	0	4
	SPAIN	2	0	2
	SWITZERLAND	2	0	2
	TAIWAN	6	0	6
TAIWAN ROC	1	0	1	

		Existing Member(s)	New as of 8/1/2015 or later	Total
IND2	THAILAND	2	0	2
	TRINIDAD AND	1	0	1
	TURKEY	2	1	3
	UKRAINE	1	0	1
	UNITED ARAB	10	0	10
	UNITED	8	0	8
	UNITED	60	5	65
	URUGUAY	2	0	2
	VENEZUELA	1	0	1
	Total	2,078	8	2,086
LIF	United States	41	0	41
	AUSTRALIA	1	0	1
	CANADA	2	0	2
	EGYPT	1	0	1
	ISRAEL	1	0	1
	JAPAN	1	0	1
	UNITED ARAB	1	0	1
	UNITED	2	0	2
	UNITED	1	0	1
	Total	51	0	51
NT	United States	448	14	462
	AUSTRALIA	3	0	3
	CANADA	27	0	27
	CHINA	3	0	3
	COLOMBIA	1	0	1
	ECUADOR	1	0	1
	GREECE	1	0	1
	GUAM	1	0	1
	HONG KONG	1	0	1
	ITALY	1	0	1
	JAPAN	13	1	14

		Existing Member(s)	New as of 8/1/2015 or later	Total
NT	KOREA,	1	0	1
	MALAYSIA	1	0	1
	MARTINIQUE	1	0	1
	NEW ZEALAND	1	0	1
	PERU	2	0	2
	Puerto Rico	1	0	1
	QATAR	2	0	2
	RUSSIA	2	0	2
	SAUDI ARABIA	5	0	5
	SLOVAKIA	1	0	1
	SOUTH KOREA	2	0	2
	SPAIN	1	0	1
	SWEDEN	1	0	1
	THAILAND	1	0	1
	TURKEY	1	0	1
	UNITED	4	0	4
	United States	1	0	1
	UNITED	42	7	49
	Total	570	22	592
NT2	United States	347	8	355
	AUSTRALIA	5	0	5
	CANADA	7	0	7
	CHINA	1	0	1
	GERMANY	1	0	1
	HONG KONG	2	0	2
	HONG KONG	1	0	1
	ITALY	1	0	1
	JAPAN	9	0	9
	KOREA,	2	0	2
	KUWAIT	1	0	1
	MACAO	1	0	1

		Existing Member(s)	New as of 8/1/2015 or later	Total
NT2	SAUDI ARABIA	1	0	1
	SINGAPORE	1	0	1
	SOUTH KOREA	1	0	1
	SWITZERLAND	1	0	1
	TAIWAN	2	0	2
	UNITED	15	2	17
	Total	399	10	409
PTR	United States	355	3	358
	AUSTRALIA	3	0	3
	BRAZIL	4	0	4
	CANADA	27	0	27
	CAYMAN	1	0	1
	CHILE	1	0	1
	CHINA	4	0	4
	CZECH	2	0	2
	DOMINICAN	1	0	1
	ECUADOR	7	0	7
	GEORGIA	1	0	1
	GERMANY	2	0	2
	GREECE	1	0	1
	INDONESIA	1	0	1
	IRAQ	1	0	1
	ISRAEL	1	0	1
	JAPAN	9	0	9
	MACAO	0	1	1
	MEXICO	2	0	2
	NEPAL	1	0	1
	NEW ZEALAND	1	0	1
	NIGERIA	1	0	1
	NORTHERN	1	0	1
OMAN	1	0	1	

		Existing Member(s)	New as of 8/1/2015 or later	Total
PTR	PAKISTAN	1	0	1
	PANAMA	1	0	1
	PERU	1	0	1
	PHILIPPINES	3	0	3
	Puerto Rico	4	0	4
	QATAR	1	0	1
	SINGAPORE	0	1	1
	SLOVENIA	1	0	1
	SOUTH AFRICA	1	0	1
	SOUTH KOREA	1	0	1
	TAIWAN	1	0	1
	TAIWAN ROC	1	0	1
	TANZANIA,	1	0	1
	THAILAND	1	0	1
	TURKEY	3	0	3
	UNITED ARAB	2	0	2
	UNITED	2	0	2
	United States	2	0	2
	UNITED	12	3	15
	VENEZUELA	3	0	3
VIETNAM	1	0	1	
Total	471	8	479	
PTR2	United States	190	7	197
	ARMENIA	1	0	1
	BRAZIL	2	0	2
	CANADA	6	0	6
	CHILE	1	0	1
	CHINA	3	0	3
	COLOMBIA	1	0	1
	CZECH	1	0	1
	HONG KONG	1	0	1

		Existing Member(s)	New as of 8/1/2015 or later	Total
PTR2	INDONESIA	2	0	2
	ISRAEL	1	0	1
	ITALY	1	0	1
	JAPAN	4	0	4
	MACAO	1	0	1
	POLAND	1	0	1
	QATAR	1	0	1
	SAUDI ARABIA	9	0	9
	TAIWAN	3	0	3
	TURKEY	5	0	5
	UNITED ARAB	1	0	1
	UNITED	10	1	11
	Total	245	8	253
RET	United States	131	0	131
	ARGENTINA	1	0	1
	BRAZIL	1	0	1
	CANADA	6	0	6
	COLOMBIA	1	0	1
	GERMANY	1	0	1
	JAPAN	3	0	3
	PORTUGAL	1	0	1
	SRI LANKA	1	0	1
	UNITED	3	0	3
	Total	149	0	149
RET2	United States	82	0	82
	AUSTRALIA	1	0	1
	CANADA	1	0	1
	ISRAEL	4	0	4
	ITALY	1	0	1
	JAPAN	4	0	4
	SPAIN	1	0	1

		Existing Member(s)	New as of 8/1/2015 or later	Total
RET2	UNITED	1	0	1
	Total	95	0	95
STU	United States	793	6	799
	AUSTRALIA	8	0	8
	BRAZIL	2	0	2
	CAMBODIA	1	0	1
	CANADA	81	1	82
	CHINA	7	1	8
	COLOMBIA	1	0	1
	FRANCE	1	0	1
	GERMANY	2	0	2
	GUAM	1	0	1
	HONG KONG	2	0	2
	ITALY	1	0	1
	JAPAN	14	0	14
	Korea, Republic	1	0	1
	NEW ZEALAND	2	0	2
	POLAND	1	0	1
	PORTUGAL	1	0	1
	SAUDI ARABIA	1	0	1
	SLOVENIA	1	0	1
	SOUTH KOREA	4	0	4
	SPAIN	1	0	1
	THAILAND	23	0	23
	TURKEY	2	0	2
	UNITED ARAB	1	0	1
	UNITED	8	0	8
	United States	1	0	1
	UNITED	44	4	48
	UZBEKISTAN	1	0	1
	Total	1,006	12	1,018

		Existing Member(s)	New as of 8/1/2015 or later	Total
STU2	United States	371	2	373
	AUSTRALIA	6	0	6
	BRAZIL	2	0	2
	CANADA	25	0	25
	CHINA	1	0	1
	FRANCE	1	0	1
	HONG KONG	1	0	1
	INDONESIA	1	0	1
	ISRAEL	2	0	2
	JAPAN	8	0	8
	KOREA,	2	0	2
	LEBANON	1	0	1
	LIBYAN ARAB	1	0	1
	MEXICO	3	0	3
	NEPAL	1	0	1
	NEW ZEALAND	1	0	1
	OMAN	1	0	1
	Puerto Rico	1	0	1
	SINGAPORE	1	0	1
	UNITED	5	0	5
UNITED	15	0	15	
Total	450	2	452	
Total	11,357	165	11,522	

This report is based on members paid through 8/31/2015 or later.

Country/State/Province	Total	
AFGHANISTAN	2	0.0%
ALBANIA	10	0.1%
ALGERIA	3	0.0%
ANGOLA	1	0.0%
ARGENTINA	23	0.2%
ARMENIA	3	0.0%
AUSTRALIA	69	0.6%
AUSTRIA	2	0.0%
AZERBAIJAN	7	0.1%
BAHRAIN	4	0.0%
BANGLADESH	29	0.3%
BARBADOS	1	0.0%
BELARUS	1	0.0%
BELGIUM	2	0.0%
BELIZE	2	0.0%
BENIN	1	0.0%
BERMUDA	1	0.0%
BOLIVIA	11	0.1%
BOSNIA AND HERZEGOVINA	1	0.0%
BRAZIL	104	0.9%
BULGARIA	1	0.0%
BURKINA FASO	3	0.0%
CAMBODIA	5	0.0%
CAMEROON	3	0.0%
CANADA		
<i>CANADA</i>	<i>11</i>	
<i>CANADA Alberta</i>	<i>61</i>	
<i>CANADA British Columbia</i>	<i>141</i>	
<i>CANADA California</i>	<i>1</i>	
<i>CANADA Manitoba</i>	<i>18</i>	
<i>CANADA Montana</i>	<i>1</i>	
<i>CANADA New Brunswick</i>	<i>15</i>	
<i>CANADA Newfoundland and Labrador</i>	<i>1</i>	
<i>CANADA Nova Scotia</i>	<i>18</i>	
<i>CANADA Ohio</i>	<i>1</i>	
<i>CANADA Ontario</i>	<i>315</i>	
<i>CANADA Quebec</i>	<i>37</i>	
<i>CANADA Saskatchewan</i>	<i>34</i>	
<i>CANADA Yukon Territory</i>	<i>1</i>	
CANADA	655	5.7%
CAYMAN ISLANDS	2	0.0%
CHILE	14	0.1%
CHINA	224	1.9%
COLOMBIA	32	0.3%
Congo, The Dem Rep Of The	1	0.0%
COSTA RICA	19	0.2%
CROATIA	3	0.0%
CUBA	1	0.0%
CYPRUS	2	0.0%
CZECH REPUBLIC	5	0.0%
DENMARK	2	0.0%
DOMINICAN REPUBLIC	12	0.1%
ECUADOR	95	0.8%
EGYPT	25	0.2%
FINLAND	2	0.0%
FRANCE	7	0.1%
GABON	1	0.0%

GEORGIA	6	0.1%
GERMANY	21	0.2%
GHANA	1	0.0%
GREECE	7	0.1%
GRENADA	3	0.0%
GUAM	2	0.0%
GUATEMALA	9	0.1%
HAITI	18	0.2%
HONDURAS	3	0.0%
HONG KONG	22	0.2%
HONG KONG SAR CHINA	16	0.1%
HUNGARY	2	0.0%
ICELAND	1	0.0%
INDIA	74	0.6%
INDONESIA	12	0.1%
IRAN	5	0.0%
IRAQ	6	0.1%
IRELAND	2	0.0%
ISRAEL	15	0.1%
ITALY	16	0.1%
JAMAICA	2	0.0%
JAPAN	383	3.3%
JORDAN	4	0.0%
KAZAKHSTAN	4	0.0%
KENYA	1	0.0%
Korea, Dem People's Rep	1	0.0%
Korea, Republic Of	9	0.1%
KOREA, REPUBLIC OF	15	0.1%
KOSOVO (UNMIK)	3	0.0%
KUWAIT	10	0.1%
KYRGYZSTAN	2	0.0%
Lao People's Dem Republic	1	0.0%
LATVIA	1	0.0%
LEBANON	9	0.1%
LIBYAN ARAB JAMAHIRIYA	1	0.0%
LITHUANIA	1	0.0%
MACAO	10	0.1%
MADAGASCAR	4	0.0%
MALAYSIA	34	0.3%
MALDIVES	1	0.0%
MALI	3	0.0%
MARSHALL ISLANDS	1	0.0%
MARTINIQUE	2	0.0%
MAURITANIA	10	0.1%
MAURITIUS	1	0.0%
MEXICO	101	0.9%
MOLDOVA, REPUBLIC OF	3	0.0%
MONGOLIA	28	0.2%
MOROCCO	27	0.2%
MOZAMBIOUE	1	0.0%
MYANMAR	2	0.0%
NEPAL	13	0.1%
NETHERLANDS	3	0.0%
NEW CALEDONIA	1	0.0%
NEW ZEALAND	16	0.1%
NICARAGUA	2	0.0%
NIGER	1	0.0%
NIGERIA	22	0.2%
NORTHERN MARIANA ISLANDS	1	0.0%
NORWAY	4	0.0%
OMAN	6	0.1%

PAKISTAN	22	0.2%
PALESTINIAN TERRITORY	2	0.0%
PANAMA	17	0.1%
PARAGUAY	2	0.0%
PEOPLES REP OF CHINA	9	0.1%
PERU	63	0.5%
PHILIPPINES	20	0.2%
POLAND	12	0.1%
PORTUGAL	2	0.0%
Puerto Rico	16	0.1%
OATAR	35	0.3%
ROMANIA	1	0.0%
RUSSIA	10	0.1%
RUSSIAN FEDERATION	10	0.1%
RWANDA	2	0.0%
SAUDI ARABIA	42	0.4%
SENEGAL	1	0.0%
SERBIA	2	0.0%
SIERRA LEONE	1	0.0%
SINGAPORE	8	0.1%
SLOVAKIA	4	0.0%
SLOVENIA	2	0.0%
SOUTH AFRICA	5	0.0%
SOUTH KOREA	24	0.2%
SPAIN	10	0.1%
SRI LANKA	1	0.0%
SUDAN	2	0.0%
SURINAME	1	0.0%
SWAZILAND	1	0.0%
SWEDEN	7	0.1%
SWITZERLAND	4	0.0%
SYRIAN ARAB REPUBLIC	2	0.0%
TAIWAN	21	0.2%
TAIWAN ROC	13	0.1%
TAJKISTAN	2	0.0%
TANZANIA, UNITED REPUBLIC	2	0.0%
THAILAND	60	0.5%
TRINIDAD AND TOBAGO	1	0.0%
TUNISIA	12	0.1%
TURKEY	53	0.5%
UGANDA	1	0.0%
UKRAINE	6	0.1%
UNITED ARAB EMIRATES	49	0.4%
UNITED KINGDOM	44	0.4%
United States	24	0.2%
UNITED STATES OF AMERICA	395	3.4%
URUGUAY	11	0.1%
USA		
<i>USA</i>	<i>49</i>	
<i>USA</i>	<i>Alabama</i>	<i>70</i>
<i>USA</i>	<i>Alaska</i>	<i>12</i>
<i>USA</i>	<i>Alberta</i>	<i>1</i>
<i>USA</i>	<i>American Embassy</i>	<i>7</i>
<i>USA</i>	<i>Arizona</i>	<i>178</i>
<i>USA</i>	<i>Arkansas</i>	<i>74</i>
<i>USA</i>	<i>Armed Forces</i>	<i>7</i>
<i>USA</i>	<i>Armed Frces Americas</i>	<i>3</i>
<i>USA</i>	<i>British Columbia</i>	<i>1</i>
<i>USA</i>	<i>California</i>	<i>760</i>
<i>USA</i>	<i>Colorado</i>	<i>147</i>
<i>USA</i>	<i>Connecticut</i>	<i>122</i>

USA	Delaware	52	
USA	District of Columbia	118	
USA	Florida	293	
USA	Georgia	153	
USA	Guam	2	
USA	Hawaii	67	
USA	Idaho	53	
USA	Illinois	343	
USA	Indiana	158	
USA	Iowa	97	
USA	Kansas	123	
USA	Kentucky	66	
USA	Louisiana	31	
USA	Maine	41	
USA	Maryland	255	
USA	Massachusetts	320	
USA	Michigan	265	
USA	Minnesota	126	
USA	Mississippi	44	
USA	Missouri	185	
USA	Montana	14	
USA	Nebraska	45	
USA	Nevada	40	
USA	New Hampshire	66	
USA	New Jersey	239	
USA	New Mexico	51	
USA	New York	699	
USA	North Carolina	143	
USA	North Dakota	15	
USA	Ohio	275	
USA	Oklahoma	56	
USA	Ontario	3	
USA	Oregon	261	
USA	Pennsylvania	320	
USA	Puerto Rico	19	
USA	Quebec	1	
USA	Rhode Island	46	
USA	South Carolina	40	
USA	South Dakota	7	
USA	Tennessee	89	
USA	Texas	388	
USA	Utah	80	
USA	Vermont	67	
USA	Virgin Islands	1	
USA	Virginia	376	
USA	Washington	318	
USA	West Virginia	29	
USA	Wisconsin	135	
USA	Wyoming	12	
USA	Yukon Territory	1	
USA		8,059	69.9%
UZBEKISTAN		21	0.2%
VANUATU		1	0.0%
VENEZUELA		19	0.2%
VIET NAM		3	0.0%
VIETNAM		10	0.1%
YEMEN		2	0.0%

Grand Total: _____

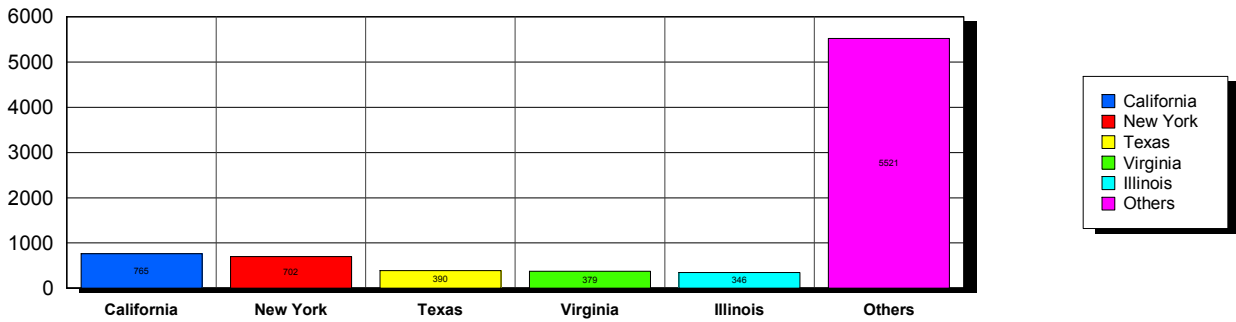
11,525

157 distinct countries represented.

02-geographic.rpt 8/31/2015

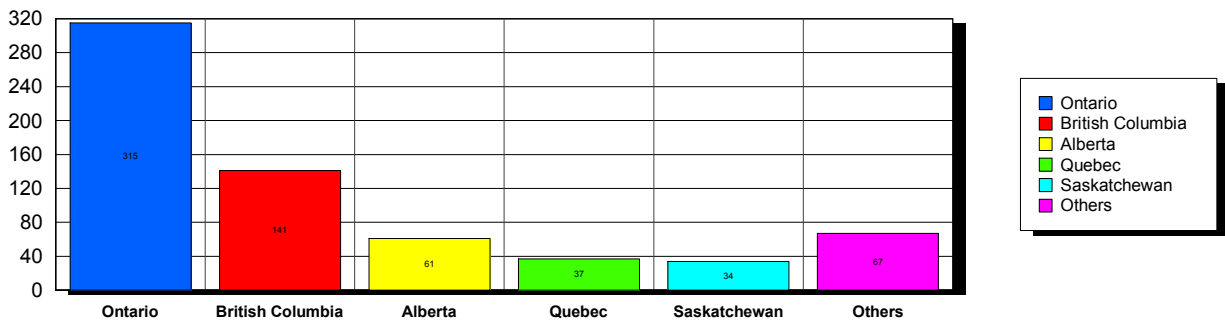
USA

Top 5 States per Country

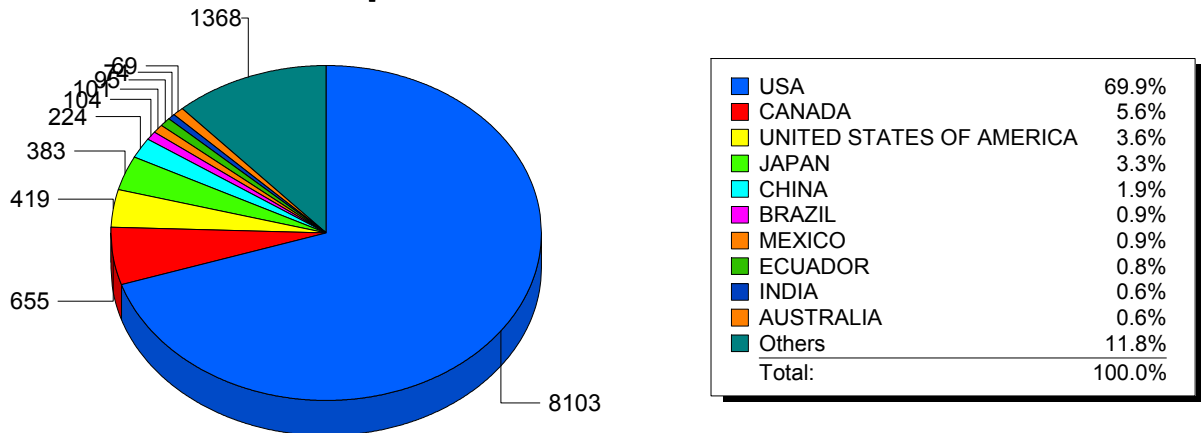


CANADA

Top 5 States per Country



Top 10 Countries



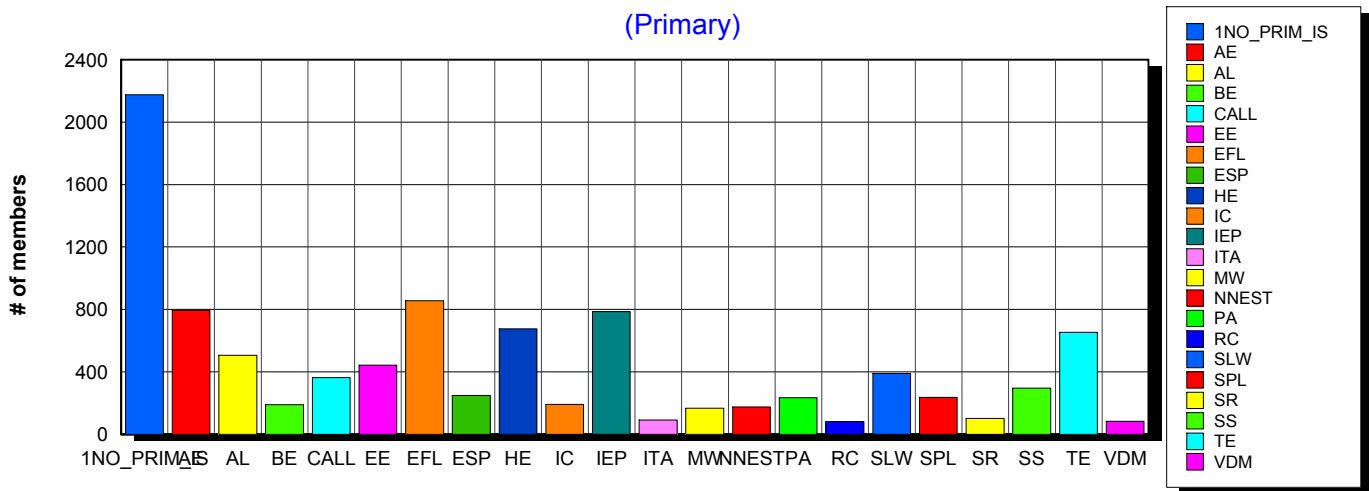
9/11/2015 **Basic statistics on Primary vs. other memberships in interest sections. For members paid through 8/31/2015 or later.**

		<i>Primary versus other</i>		
No Primary Interest Section	6.7%	2,186	2,175	11
Adult Education	6.2%	2,018	794	1,224
Applied Linguistics	5.9%	1,924	505	1,419
Bilingual Education	3.0%	991	190	801
Computer-Assisted Language Learning	5.2%	1,696	362	1,334
Elementary Education	3.2%	1,033	443	590
English as a Foreign Language	7.0%	2,284	855	1,429
English for Specific Purposes	4.4%	1,450	249	1,201
Higher Education	6.3%	2,059	675	1,384
Intercultural Communication	4.8%	1,580	192	1,388
Intensive English Programs	6.3%	2,067	787	1,280
International Teaching Assistants	1.9%	635	91	544
Materials Writers	3.4%	1,116	166	950
Nonnative English Speakers in TESOL	2.8%	924	174	750
Program Administration	3.5%	1,127	234	893
Refugee Concerns	2.1%	674	81	593
Second Language Writing	6.2%	2,011	389	1,622
Speech, Pronunciation, and Listening	5.3%	1,725	237	1,488
Social Responsibility	2.1%	689	101	588
Secondary Schools	2.7%	893	295	598
Teacher Education	7.3%	2,377	654	1,723
Video & Digital Media	3.5%	1,136	83	1,053
<i>9,763 distinct members</i>		Total # of IS memberships	32,595	9,732 22,863

The total count is the number of IS memberships total and may either be LESS or MORE than the actual number of individual members of TESOL. Due to open access to Interest Sections, these numbers may fluctuate considerably each month. For instance, one member may have selected four interest sections, while some members may belong to none.

Interest Sections

(Primary)

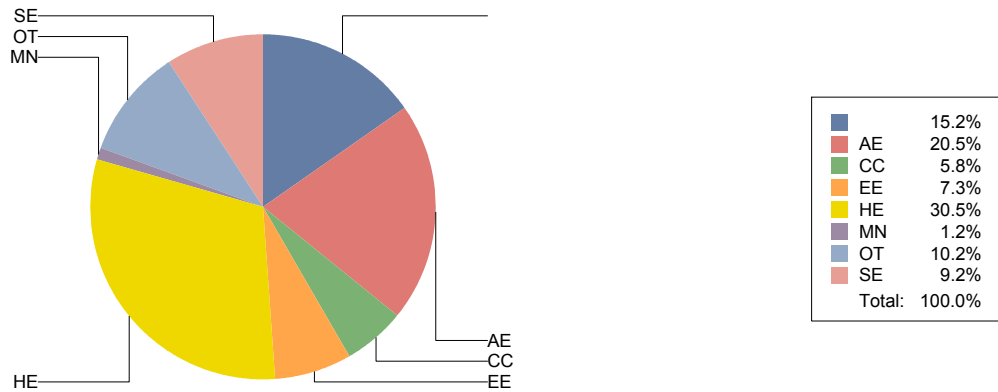


Basic Statistics on Area of Work (Members paid through >= 8/31/2015)

		1,734	15.2%
Adult Education	AE	2,334	20.5%
Community/2yr College	CC	664	5.8%
Elementary Education	EE	830	7.3%
Postsecondary Education	HE	3,474	30.5%
Mainstream	MN	141	1.2%
Other	OT	1,162	10.2%
Secondary Education	SE	1,050	9.2%
		11,389	

Only members who selected an area of work are included on this report. Other members may not have responded to this question and are excluded from the count.

Areas of Work



(Blanks indicate no response)

Statistics on Areas of Interest (Members paid through >= 8/31/2015)

<u>CODE</u>	<u>DESCRIPTION</u>	<u>TOTAL*</u>	<u>% of TOTAL*</u>
TE	Teacher education	1,718	5%
CURRICULUM	Materials development/Curriculum	1,679	4%
EFL	English as a foreign language	1,598	4%
SLA	Second language acquisition	1,554	4%
AL	Applied linguistics	1,508	4%
WRITING	Writing/composition	1,445	4%
HE	Higher education	1,438	4%
CALL	Technology in education	1,419	4%
IEP	Intensive English programs	1,415	4%
IC	Multiculturalism/intercultural communications	1,407	4%
AE	Adult education	1,352	4%
PROFDEV	Professional development	1,293	3%
CONTENT	Content-based instruction	1,256	3%
SP	Speaking/pronunciation	1,154	3%
READING	Reading/literacy	1,151	3%
GRAMMAR	Grammar	1,096	3%
ASSESS	Assessment/testing	1,090	3%
ESP	English for specific purposes	1,020	3%
RS	Research	969	3%
DISTANCE	Distance learning/Online Education	771	2%
PA	Program administration	768	2%
VOCAB	Vocabulary/Lexicon	745	2%
BE	Bilingual education	730	2%
SOCIAL	Social/global/political concerns	646	2%
ISKILL	Integrated Skills	639	2%
WORKPLACE	Workplace English instruction/Business English	633	2%
LISTEN	Listening	619	2%
VI	Video and digital media	602	2%
EE	Elementary/primary education	586	2%
SS	Secondary education	564	2%
COMMCOLL	Community college/technical ed	484	1%
RC	Refugee concerns	425	1%
LINGUISTICS	Theoretical Linguistics	422	1%
STANDARDS	Standards	418	1%
ITA	International teaching assistants	400	1%
LIT	Literature	381	1%
FAMILY	Community/family outreach	319	1%
EMPLOYMENT	Employment issues/Certification	301	1%
NNES	NNES/NES issues	297	1%
ACCRED	Accreditation	262	1%
LDSN	Learning Disorders/Special Needs	260	1%
PUBLICPOLICY	Public policy	254	1%
MAINSTREAMING	Mainstreaming	232	1%
ARTS	Arts/Media/Science/Math/Social Science	176	0%
STYLISTICS	Stylistics	78	0%

Sorted in order of prevalence.

** Note: Members are encouraged to choose multiple areas of interest and some members do not choose any areas of interest. The total number of distinct members (4,771) represented in this report is less than the total number of active members as indicated elsewhere in this report.*

Areas of interest are separate from official TESOL interest sections. Areas of interest represent distinct areas in which a member may be interested, rather than official entities in which a member is involved.

Areas of interest which have a very low count may be recent additions to the AOI list, or may reflect overall trends in membership.

Statistics on Areas of Expertise (Members paid through >= 8/31/2015)

<u>CODE</u>	<u>DESCRIPTION</u>	<u>TOTAL*</u>	<u>% of TOTAL*</u>
EFL	English as a foreign language	1,036	6%
CURRICULUM	Materials development/Curriculum	935	5%
AE	Adult education	871	5%
WRITING	Writing/composition	853	5%
IEP	Intensive English programs	838	5%
TE	Teacher education	789	5%
AL	Applied linguistics	785	5%
HE	Higher education	750	4%
SLA	Second language acquisition	674	4%
CONTENT	Content-based instruction	639	4%
GRAMMAR	Grammar	604	3%
IC	Multiculturalism/intercultural communications	558	3%
CALL	Technology in education	512	3%
ESP	English for specific purposes	505	3%
PROFDEV	Professional development	505	3%
SP	Speaking/pronunciation	477	3%
READING	Reading/literacy	467	3%
ASSESS	Assessment/testing	435	3%
PA	Program administration	433	3%
EE	Elementary/primary education	373	2%
ISKILL	Integrated Skills	373	2%
DISTANCE	Distance learning/Online Education	311	2%
RS	Research	287	2%
SS	Secondary education	287	2%
COMMCOLL	Community college/technical ed	285	2%
BE	Bilingual education	275	2%
WORKPLACE	Workplace English instruction/Business English	273	2%
LISTEN	Listening	261	2%
VOCAB	Vocabulary/Lexicon	228	1%
LIT	Literature	191	1%
SOCIAL	Social/global/political concerns	170	1%
VI	Video and digital media	148	1%
ACCRED	Accreditation	132	1%
ITA	International teaching assistants	132	1%
NNES	NNES/NES issues	132	1%
FAMILY	Community/family outreach	100	1%
STANDARDS	Standards	97	1%
MAINSTREAMING	Mainstreaming	95	1%
RC	Refugee concerns	93	1%
LINGUISTICS	Theoretical Linguistics	91	1%
ARTS	Arts/Media/Science/Math/Social Science	84	0%
LDSN	Learning Disorders/Special Needs	75	0%
EMPLOYMENT	Employment issues/Certification	74	0%
PUBLICPOLICY	Public policy	54	0%
STYLISTICS	Stylistics	20	0%

Sorted in order of prevalence.

** Note: Members are encouraged to choose multiple areas of expertise and some members do not choose any areas of expertise. The total number of distinct members (3,797) represented in this report is less than the total number of active members as indicated elsewhere in this report.*

Areas of Expertise are separate from official TESOL interest sections or Areas of Interest. Areas of expertise represent distinct areas in which a member may be experienced in, rather than official entities in which a member is involved.

Areas of interest which have a very low count may be recent additions to the AOI list, or may reflect overall trends in membership.