

1/22/2015

Membership Statistics: Grand totals for basic membership, by member type and country

		<u># Memberships</u>	<u># Members</u>
IND	BASIC		
	Existing Member(s)	5,173	5,173
	New as of 12/1/2014 or later	180	180
IND	BASIC	5,353	5,353

IND2	BASIC		
	Existing Member(s)	2,085	2,085
	New as of 12/1/2014 or later	21	21
IND2	BASIC	2,106	2,106

STU	BASIC		
	Existing Member(s)	1,033	1,033
	New as of 12/1/2014 or later	78	78
STU	BASIC	1,111	1,111

STU2	BASIC		
	Existing Member(s)	443	443
	New as of 12/1/2014 or later	18	18
STU2	BASIC	461	461

LIF	BASIC		
	Existing Member(s)	50	50
LIF	BASIC	50	50

RET	BASIC		
	Existing Member(s)	145	145
	New as of 12/1/2014 or later	1	1
RET	BASIC	146	146

RET2	BASIC		
	Existing Member(s)	92	92
RET2	BASIC	92	92

PTR	BASIC		
	Existing Member(s)	550	550
	New as of 12/1/2014 or later	24	24
PTR	BASIC	574	574

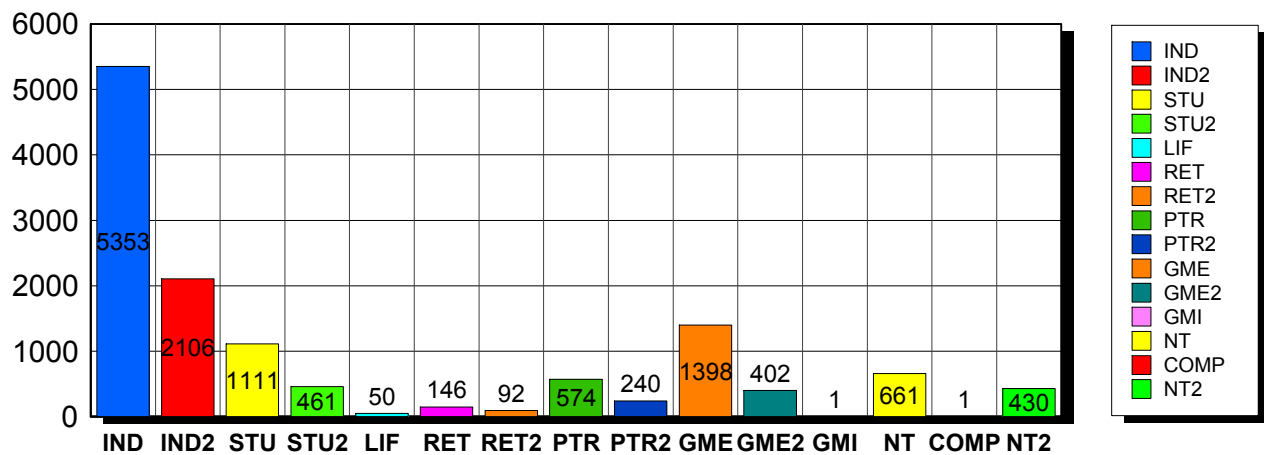
PTR2	BASIC		
	Existing Member(s)	237	237
	New as of 12/1/2014 or later	3	3
PTR2	BASIC	240	240

GME	BASIC		
	Existing Member(s)	1,357	1,357
	New as of 12/1/2014 or later	41	41
GME	BASIC	1,398	1,398

GME2	BASIC		
	Existing Member(s)	398	398
	New as of 12/1/2014 or later	4	4
GME2	BASIC	402	402

GMI	BASIC		
	Existing Member(s)	1	1
GMI	BASIC	1	1
<hr/>			
NT	BASIC		
	Existing Member(s)	633	633
	New as of 12/1/2014 or later	28	28
NT	BASIC	661	661
<hr/>			
COMP	BASIC		
	Existing Member(s)	1	1
COMP	BASIC	1	1
<hr/>			
NT2	BASIC		
	Existing Member(s)	421	421
	New as of 12/1/2014 or later	9	9
NT2	BASIC	430	430
<hr/>			
Grand Total:		13,026	13,026

Member Types



Note: in all general statistic reports, joint household memberships are treated as "one" member EXCEPT in the second column of this report, where joints are counted as two people, providing the most accurate count of the number of TESOL members.

		Existing Member(s)	New as of 12/1/2014 or later	Total
COMP	United States	1	0	1
	Total	1	0	1
GME	United States	65	3	68
	AFGHANISTAN	1	0	1
	ALBANIA	3	0	3
	ALGERIA	3	0	3

		Existing Member(s)	New as of 12/1/2014 or later	Total
GME	ANGOLA	2	0	2
	ARGENTINA	18	0	18
	ARMENIA	1	0	1
	AZERBAIJAN	5	0	5
	BANGLADESH	4	0	4
	BARBADOS	3	0	3
	BELARUS	1	0	1
	BOLIVIA	6	0	6
	BOSNIA AND	1	0	1
	BRAZIL	71	3	74
	BULGARIA	2	0	2
	BURKINA FASO	2	0	2
	CAMBODIA	1	0	1
	CAMEROON	3	1	4
	CHILE	10	0	10
	CHINA	190	7	197
	COLOMBIA	20	0	20
	COSTA RICA	18	0	18
	CROATIA	2	0	2
	CUBA	0	1	1
	DOMINICAN	7	0	7
	ECUADOR	29	6	35
	EGYPT	317	0	317
	EL SALVADOR	12	0	12
	ETHIOPIA	1	0	1
	GEORGIA	7	0	7
	GHANA	1	0	1
	GRENADA	2	0	2
	GUATEMALA	13	1	14
	HAITI	13	2	15
HONDURAS	5	1	6	

		Existing Member(s)	New as of 12/1/2014 or later	Total
GME	HONG KONG	1	0	1
	INDIA	45	1	46
	INDONESIA	6	0	6
	IRAN	4	1	5
	IRAQ	7	0	7
	ISRAEL	1	0	1
	JAMAICA	3	0	3
	JORDAN	1	0	1
	KAZAKHSTAN	3	0	3
	KENYA	0	1	1
	KOSOVO	2	0	2
	KYRGYZSTAN	2	1	3
	LEBANON	4	0	4
	LIBERIA	1	0	1
	MACEDONIA	3	0	3
	MADAGASCAR	6	0	6
	MALAYSIA	8	0	8
	MALI	3	0	3
	MAURITANIA	4	0	4
	MEXICO	69	4	73
	MOLDOVA,	5	0	5
	MONGOLIA	24	0	24
	MOROCCO	25	0	25
	MOZAMBIQUE	1	0	1
	MYANMAR	1	0	1
	NEPAL	9	1	10
	NEW ZEALAND	1	0	1
NICARAGUA	4	0	4	
NIGER	2	0	2	
NIGERIA	10	0	10	
PAKISTAN	8	0	8	

		Existing Member(s)	New as of 12/1/2014 or later	Total
GME	PALESTINIAN	1	0	1
	PANAMA	15	0	15
	PARAGUAY	1	0	1
	PEOPLES REP	5	0	5
	PERU	79	2	81
	PHILIPPINES	10	1	11
	POLAND	4	1	5
	ROMANIA	3	0	3
	RUSSIA	14	0	14
	RUSSIAN	5	0	5
	RWANDA	3	0	3
	SENEGAL	3	0	3
	SOUTH AFRICA	3	0	3
	SRI LANKA	1	0	1
	SWAZILAND	1	0	1
	TAIWAN ROC	13	0	13
	TAJIKISTAN	2	0	2
	TANZANIA,	1	0	1
	THAILAND	17	3	20
	TRINIDAD AND	1	0	1
	TUNISIA	16	0	16
	TURKEY	20	0	20
	UKRAINE	1	0	1
	UNITED ARAB	2	0	2
	UNITED	2	0	2
	URUGUAY	4	0	4
	UZBEKISTAN	4	0	4
VENEZUELA	12	0	12	
VIET NAM	2	0	2	
VIETNAM	4	0	4	
YEMEN	5	0	5	

		Existing Member(s)	New as of 12/1/2014 or later	Total
GME	ZIMBABWE	1	0	1
	Total	1,357	41	1,398
GME2	United States	7	0	7
	AFGHANISTAN	3	0	3
	ALBANIA	7	0	7
	ALGERIA	1	0	1
	ANGOLA	1	0	1
	ARGENTINA	7	0	7
	ARMENIA	2	0	2
	AZERBAIJAN	1	0	1
	BANGLADESH	2	0	2
	BELARUS	1	0	1
	BENIN	2	0	2
	BOLIVIA	2	0	2
	BRAZIL	54	0	54
	BURKINA FASO	2	0	2
	CAMEROON	2	0	2
	CHILE	2	0	2
	CHINA	46	0	46
	COLOMBIA	7	2	9
	COSTA RICA	5	0	5
	DOMINICAN	3	0	3
	ECUADOR	9	0	9
	EGYPT	4	0	4
	EL SALVADOR	1	0	1
	ETHIOPIA	2	0	2
	GABON	1	0	1
	GAMBIA	1	0	1
	GEORGIA	2	0	2
	GERMANY	1	0	1
GRENADA	1	0	1	

		Existing Member(s)	New as of 12/1/2014 or later	Total
GME2	GUATEMALA	1	0	1
	GUINEA	2	0	2
	HONDURAS	0	1	1
	HONG KONG	1	0	1
	INDIA	19	0	19
	INDONESIA	4	1	5
	IRAQ	1	0	1
	JORDAN	2	0	2
	KAZAKHSTAN	2	0	2
	KENYA	1	0	1
	Korea, Republic	1	0	1
	KOSOVO	1	0	1
	LATVIA	1	0	1
	LEBANON	4	0	4
	LESOTHO	2	0	2
	LIBERIA	1	0	1
	LITHUANIA	1	0	1
	MADAGASCAR	3	0	3
	MALAWI	2	0	2
	MALAYSIA	6	0	6
	MALDIVES	1	0	1
	MALI	1	0	1
	MARSHALL	1	0	1
	MAURITIUS	1	0	1
	MEXICO	33	0	33
	MONGOLIA	6	0	6
	MOROCCO	2	0	2
	MOZAMBIQUE	2	0	2
	NAMIBIA	2	0	2
	NIGERIA	2	0	2
PAKISTAN	4	0	4	

		Existing Member(s)	New as of 12/1/2014 or later	Total
GME2	PALESTINIAN	1	0	1
	PANAMA	5	0	5
	PARAGUAY	1	0	1
	PEOPLES REP	1	0	1
	PERU	3	0	3
	PHILIPPINES	9	0	9
	POLAND	4	0	4
	RUSSIA	3	0	3
	RUSSIAN	3	0	3
	RWANDA	1	0	1
	SENEGAL	1	0	1
	SIERRA LEONE	2	0	2
	SOUTH AFRICA	1	0	1
	SURINAME	1	0	1
	SWAZILAND	1	0	1
	SYRIAN ARAB	1	0	1
	TAIWAN ROC	4	0	4
	TAJKISTAN	2	0	2
	TANZANIA,	1	0	1
	THAILAND	18	0	18
	TOGO	1	0	1
	TUNISIA	2	0	2
	TURKEY	23	0	23
	UGANDA	2	0	2
	URUGUAY	1	0	1
	VANUATU	1	0	1
	VENEZUELA	4	0	4
	VIET NAM	1	0	1
	VIETNAM	7	0	7
	YEMEN	1	0	1
ZAMBIA	3	0	3	

		Existing Member(s)	New as of 12/1/2014 or later	Total
GME2	Total	398	4	402
GMI	CHILE	1	0	1
	Total	1	0	1
IND	United States	4,373	110	4,483
	ARGENTINA	1	0	1
	AUSTRALIA	21	1	22
	AUSTRIA	1	0	1
	BAHRAIN	2	0	2
	BELGIUM	2	0	2
	BERMUDA	1	0	1
	BRAZIL	4	1	5
	CANADA	248	44	292
	CHILE	1	0	1
	CHINA	4	1	5
	COLOMBIA	3	1	4
	COSTA RICA	2	0	2
	CYPRUS	2	0	2
	CZECH	5	0	5
	DENMARK	1	0	1
	DOMINICAN	1	1	2
	ECUADOR	0	2	2
	EGYPT	2	0	2
	FINLAND	1	0	1
	FRANCE	4	0	4
	GERMANY	8	0	8
	GREECE	5	1	6
	HONG KONG	2	3	5
	HONG KONG	3	0	3
	HUNGARY	1	0	1
	ICELAND	1	0	1
INDIA	1	0	1	

		Existing Member(s)	New as of 12/1/2014 or later	Total
IND	IRAQ	2	1	3
	IRELAND	2	0	2
	ISRAEL	5	0	5
	ITALY	7	0	7
	JAPAN	260	6	266
	Korea, Republic	10	0	10
	KOREA,	10	0	10
	KUWAIT	7	0	7
	LEBANON	1	0	1
	LUXEMBOURG	1	0	1
	MACAO	2	0	2
	MALAYSIA	5	0	5
	MARSHALL	1	0	1
	MEXICO	5	1	6
	MONGOLIA	1	0	1
	MYANMAR	0	1	1
	NETHERLAND	1	0	1
	NEW ZEALAND	9	0	9
	NORWAY	2	0	2
	OMAN	6	0	6
	PAKISTAN	1	0	1
	QATAR	14	1	15
	RUSSIAN	1	0	1
	SAUDI ARABIA	23	0	23
	SINGAPORE	2	0	2
	SOUTH KOREA	13	1	14
	SPAIN	5	0	5
	SWEDEN	6	0	6
	TAIWAN	6	0	6
	TAIWAN ROC	1	0	1
THAILAND	2	0	2	

		Existing Member(s)	New as of 12/1/2014 or later	Total
IND	TURKEY	2	0	2
	UGANDA	1	0	1
	UNITED ARAB	28	3	31
	UNITED	22	1	23
	United States	1	0	1
	URUGUAY	2	0	2
	US MINOR	3	0	3
	VIET NAM	2	0	2
	VIETNAM	1	0	1
	Total	5,173	180	5,353
IND2	United States	1,716	14	1,730
	AFGHANISTAN	1	0	1
	AUSTRALIA	15	0	15
	AUSTRIA	2	0	2
	BAHRAIN	3	0	3
	BENIN	1	0	1
	BOLIVIA	1	0	1
	BRAZIL	4	0	4
	CANADA	96	2	98
	CAYMAN	1	0	1
	CHINA	2	0	2
	COLOMBIA	2	1	3
	COSTA RICA	1	0	1
	CYPRUS	1	0	1
	DENMARK	1	0	1
	FINLAND	1	0	1
	FRANCE	1	0	1
	GERMANY	6	0	6
	GREECE	1	0	1
	HONG KONG	7	0	7
HONG KONG	7	0	7	

		Existing Member(s)	New as of 12/1/2014 or later	Total
IND2	INDIA	2	0	2
	ISRAEL	2	0	2
	ITALY	4	0	4
	JAPAN	97	2	99
	KAZAKHSTAN	1	0	1
	Korea, Republic	3	0	3
	KOREA,	4	0	4
	KUWAIT	5	0	5
	LEBANON	1	0	1
	MACAO	4	0	4
	MALAYSIA	1	0	1
	MARTINIQUE	1	0	1
	NETHERLAND	1	0	1
	NEW	1	0	1
	NEW ZEALAND	3	0	3
	NIGERIA	2	0	2
	NORWAY	1	0	1
	OMAN	1	0	1
	QATAR	14	1	15
	ROMANIA	1	0	1
	RUSSIAN	1	0	1
	SAUDI ARABIA	12	0	12
	SINGAPORE	3	0	3
	SLOVAKIA	2	0	2
	SOUTH KOREA	7	0	7
	SPAIN	3	0	3
	SWEDEN	1	0	1
	SWITZERLAND	3	0	3
	TAIWAN	6	0	6
	THAILAND	2	0	2
TRINIDAD AND	0	1	1	

		Existing Member(s)	New as of 12/1/2014 or later	Total
IND2	TURKEY	1	0	1
	UKRAINE	1	0	1
	UNITED ARAB	14	0	14
	UNITED	7	0	7
	US MINOR	2	0	2
	Virgin Islands,	1	0	1
	Total	2,085	21	2,106
LIF	United States	41	0	41
	AUSTRALIA	1	0	1
	CANADA	2	0	2
	EGYPT	1	0	1
	ISRAEL	1	0	1
	JAPAN	1	0	1
	UNITED ARAB	1	0	1
	UNITED	2	0	2
	Total	50	0	50
NT	United States	573	24	597
	AUSTRALIA	4	0	4
	BRAZIL	1	0	1
	BURUNDI	1	0	1
	CANADA	17	2	19
	COLOMBIA	1	0	1
	FRANCE	1	0	1
	GERMANY	1	0	1
	GREECE	1	0	1
	GUAM	1	0	1
	HONG KONG	1	0	1
	ISRAEL	2	0	2
	ITALY	1	0	1
	JAPAN	6	1	7
	Korea, Republic	1	0	1

		Existing Member(s)	New as of 12/1/2014 or later	Total
NT	KOREA,	1	0	1
	MALAYSIA	1	0	1
	NEW ZEALAND	1	0	1
	OMAN	1	0	1
	Puerto Rico	1	0	1
	RUSSIA	1	0	1
	SAUDI ARABIA	7	0	7
	SOUTH KOREA	2	1	3
	SWEDEN	1	0	1
	TURKEY	1	0	1
	UNITED	4	0	4
	Total	633	28	661
NT2	United States	383	7	390
	AUSTRALIA	5	0	5
	CANADA	5	0	5
	CHINA	1	0	1
	GERMANY	3	0	3
	HONG KONG	2	0	2
	ITALY	0	1	1
	JAPAN	8	1	9
	KOREA,	2	0	2
	KUWAIT	2	0	2
	MACAO	1	0	1
	MOROCCO	1	0	1
	NORWAY	1	0	1
	SAUDI ARABIA	1	0	1
	SOUTH KOREA	1	0	1
	SWITZERLAND	1	0	1
	TAIWAN	3	0	3
	UNITED ARAB	1	0	1
	Total	421	9	430

		Existing Member(s)	New as of 12/1/2014 or later	Total
PTR	United States	456	18	474
	AUSTRALIA	2	1	3
	CANADA	15	2	17
	CAYMAN	1	0	1
	CHINA	3	0	3
	COLOMBIA	3	0	3
	COSTA RICA	2	0	2
	DOMINICAN	1	0	1
	ECUADOR	9	0	9
	GEORGIA	1	0	1
	GERMANY	2	0	2
	HONG KONG	1	0	1
	INDIA	1	0	1
	INDONESIA	1	0	1
	ISRAEL	1	1	2
	JAPAN	11	0	11
	KOREA,	1	0	1
	MEXICO	4	1	5
	NEPAL	2	0	2
	NEW ZEALAND	1	0	1
	NIGERIA	1	0	1
	PAKISTAN	1	0	1
	PERU	3	0	3
	PHILIPPINES	2	0	2
	Puerto Rico	1	0	1
	SAUDI ARABIA	3	0	3
	SOUTH AFRICA	1	0	1
	SOUTH KOREA	1	0	1
TAIWAN	2	0	2	
TAIWAN ROC	0	1	1	
THAILAND	2	0	2	

		Existing Member(s)	New as of 12/1/2014 or later	Total
PTR	TURKEY	1	0	1
	UKRAINE	1	0	1
	UNITED ARAB	1	0	1
	UNITED	8	0	8
	US MINOR	2	0	2
	VIETNAM	2	0	2
	Total	550	24	574
PTR2	United States	185	1	186
	ARGENTINA	1	0	1
	ARMENIA	1	0	1
	AUSTRALIA	1	0	1
	BRAZIL	1	0	1
	CANADA	7	0	7
	CHILE	2	0	2
	CHINA	3	0	3
	COLOMBIA	1	0	1
	CZECH	1	0	1
	GREECE	1	0	1
	INDONESIA	1	0	1
	ISRAEL	1	0	1
	JAPAN	8	0	8
	MACAO	1	0	1
	MEXICO	3	0	3
	PAKISTAN	1	0	1
	POLAND	1	0	1
	QATAR	1	0	1
	SAUDI ARABIA	7	1	8
	TAIWAN	3	0	3
	THAILAND	1	0	1
TURKEY	4	1	5	
VIET NAM	1	0	1	

		Existing Member(s)	New as of 12/1/2014 or later	Total
PTR2	Total	237	3	240
RET	United States	134	1	135
	BRAZIL	1	0	1
	CANADA	2	0	2
	COLOMBIA	1	0	1
	GERMANY	2	0	2
	ISRAEL	1	0	1
	JAPAN	1	0	1
	PORTUGAL	1	0	1
	SRI LANKA	1	0	1
	UNITED	1	0	1
	Total	145	1	146
RET2	United States	81	0	81
	AUSTRALIA	1	0	1
	CANADA	1	0	1
	ISRAEL	2	0	2
	ITALY	1	0	1
	JAPAN	5	0	5
	SPAIN	1	0	1
	Total	92	0	92
STU	United States	890	50	940
	AMERICAN	1	0	1
	AUSTRALIA	6	1	7
	BRAZIL	1	0	1
	CAMBODIA	1	0	1
	CANADA	34	6	40
	CHINA	6	0	6
	COLOMBIA	0	1	1
	COSTA RICA	1	0	1
	ECUADOR	1	0	1
	FRANCE	2	0	2

		Existing Member(s)	New as of 12/1/2014 or later	Total
STU	GERMANY	2	0	2
	GUAM	1	0	1
	GUATEMALA	1	0	1
	IRAQ	1	0	1
	ITALY	1	0	1
	JAPAN	18	0	18
	Korea, Republic	1	0	1
	KOREA,	1	0	1
	KUWAIT	1	0	1
	MEXICO	14	0	14
	PHILIPPINES	1	0	1
	PORTUGAL	1	0	1
	SAUDI ARABIA	3	0	3
	SOUTH KOREA	4	0	4
	SPAIN	1	0	1
	SRI LANKA	1	0	1
	THAILAND	23	19	42
	TUNISIA	2	0	2
	TURKEY	8	0	8
	UNITED ARAB	1	0	1
	UNITED	2	1	3
UZBEKISTAN	1	0	1	
YEMEN	1	0	1	
Total	1,033	78	1,111	
STU2	United States	387	16	403
	AUSTRALIA	6	0	6
	BRAZIL	1	0	1
	CANADA	20	1	21
	CHILE	1	0	1
	CHINA	1	0	1
	INDONESIA	1	0	1

		Existing Member(s)	New as of 12/1/2014 or later	Total
STU2	ISRAEL	2	0	2
	JAPAN	7	1	8
	KOREA,	2	0	2
	LEBANON	1	0	1
	MACAO	1	0	1
	MALAYSIA	1	0	1
	MEXICO	2	0	2
	NEW ZEALAND	3	0	3
	Puerto Rico	1	0	1
	SAUDI ARABIA	1	0	1
	UNITED	5	0	5
	Total	443	18	461
Total	12,619	407	13,026	

This report is based on members paid through 12/31/2014 or later.

Country/State/Province	Total	
AFGHANISTAN	5	0.0%
ALBANIA	10	0.1%
ALGERIA	4	0.0%
AMERICAN SAMOA	1	0.0%
ANGOLA	3	0.0%
ARGENTINA	27	0.2%
ARMENIA	4	0.0%
AUSTRALIA	65	0.5%
AUSTRIA	3	0.0%
AZERBAIJAN	6	0.0%
BAHRAIN	5	0.0%
BANGLADESH	6	0.0%
BARBADOS	3	0.0%
BELARUS	2	0.0%
BELGIUM	2	0.0%
BENIN	3	0.0%
BERMUDA	1	0.0%
BOLIVIA	9	0.1%
BOSNIA AND HERZEGOVINA	1	0.0%
BRAZIL	142	1.1%
BULGARIA	2	0.0%
BURKINA FASO	4	0.0%
BURUNDI	1	0.0%
CAMBODIA	2	0.0%
CAMEROON	6	0.0%
CANADA		
<i>CANADA</i>	<i>9</i>	
<i>CANADA Alberta</i>	<i>63</i>	
<i>CANADA British Columbia</i>	<i>168</i>	
<i>CANADA Manitoba</i>	<i>16</i>	
<i>CANADA New Brunswick</i>	<i>13</i>	
<i>CANADA Newfoundland</i>	<i>3</i>	
<i>CANADA Nova Scotia</i>	<i>11</i>	
<i>CANADA Ohio</i>	<i>1</i>	
<i>CANADA Ontario</i>	<i>168</i>	
<i>CANADA Quebec</i>	<i>27</i>	
<i>CANADA Saskatchewan</i>	<i>25</i>	
CANADA	504	3.9%
CAYMAN ISLANDS	2	0.0%
CHILE	17	0.1%
CHINA	264	2.0%
COLOMBIA	43	0.3%
COSTA RICA	29	0.2%
CROATIA	2	0.0%
CUBA	1	0.0%
CYPRUS	3	0.0%
CZECH REPUBLIC	6	0.0%
DENMARK	2	0.0%
DOMINICAN REPUBLIC	13	0.1%
ECUADOR	56	0.4%
EGYPT	324	2.5%
EL SALVADOR	13	0.1%
ETHIOPIA	3	0.0%
FINLAND	2	0.0%
FRANCE	8	0.1%
GABON	1	0.0%
GAMBIA	1	0.0%

GEORGIA	10	0.1%
GERMANY	25	0.2%
GHANA	1	0.0%
GREECE	9	0.1%
GRENADA	3	0.0%
GUAM	2	0.0%
GUATEMALA	16	0.1%
GUINEA	2	0.0%
HAITI	15	0.1%
HONDURAS	7	0.1%
HONG KONG	16	0.1%
HONG KONG SAR CHINA	12	0.1%
HUNGARY	1	0.0%
ICELAND	1	0.0%
INDIA	69	0.5%
INDONESIA	14	0.1%
IRAN	5	0.0%
IRAQ	12	0.1%
IRELAND	2	0.0%
ISRAEL	19	0.1%
ITALY	15	0.1%
JAMAICA	3	0.0%
JAPAN	433	3.3%
JORDAN	3	0.0%
KAZAKHSTAN	6	0.0%
KENYA	2	0.0%
Korea, Republic Of	16	0.1%
KOREA, REPUBLIC OF	21	0.2%
KOSOVO (UNMIK)	3	0.0%
KUWAIT	15	0.1%
KYRGYZSTAN	3	0.0%
LATVIA	1	0.0%
LEBANON	11	0.1%
LESOTHO	2	0.0%
LIBERIA	2	0.0%
LITHUANIA	1	0.0%
LUXEMBOURG	1	0.0%
MACAO	9	0.1%
MACEDONIA	3	0.0%
MADAGASCAR	9	0.1%
MALAWI	2	0.0%
MALAYSIA	22	0.2%
MALDIVES	1	0.0%
MALI	4	0.0%
MARSHALL ISLANDS	2	0.0%
MARTINIQUE	1	0.0%
MAURITANIA	4	0.0%
MAURITIUS	1	0.0%
MEXICO	136	1.0%
MOLDOVA, REPUBLIC OF	5	0.0%
MONGOLIA	31	0.2%
MOROCCO	28	0.2%
MOZAMBIQUE	3	0.0%
MYANMAR	2	0.0%
NAMIBIA	2	0.0%
NEPAL	12	0.1%
NETHERLANDS	2	0.0%
NEW CALEDONIA	1	0.0%
NEW ZEALAND	18	0.1%
NICARAGUA	4	0.0%
NIGER	2	0.0%

NIGERIA	15	0.1%
NORWAY	4	0.0%
OMAN	8	0.1%
PAKISTAN	15	0.1%
PALESTINIAN TERRITORY	2	0.0%
PANAMA	20	0.2%
PARAGUAY	2	0.0%
PEOPLES REP OF CHINA	6	0.0%
PERU	87	0.7%
PHILIPPINES	23	0.2%
POLAND	10	0.1%
PORTUGAL	2	0.0%
Puerto Rico	3	0.0%
OATAR	31	0.2%
ROMANIA	4	0.0%
RUSSIA	18	0.1%
RUSSIAN FEDERATION	10	0.1%
RWANDA	4	0.0%
SAUDI ARABIA	58	0.4%
SENEGAL	4	0.0%
SIERRA LEONE	2	0.0%
SINGAPORE	5	0.0%
SLOVAKIA	2	0.0%
SOUTH AFRICA	5	0.0%
SOUTH KOREA	30	0.2%
SPAIN	10	0.1%
SRI LANKA	3	0.0%
SURINAME	1	0.0%
SWAZILAND	2	0.0%
SWEDEN	8	0.1%
SWITZERLAND	4	0.0%
SYRIAN ARAB REPUBLIC	1	0.0%
TAIWAN	20	0.2%
TAIWAN ROC	19	0.1%
TAJIKISTAN	4	0.0%
TANZANIA, UNITED REPUBLIC	2	0.0%
THAILAND	87	0.7%
TOGO	1	0.0%
TRINIDAD AND TOBAGO	2	0.0%
TUNISIA	20	0.2%
TURKEY	61	0.5%
UGANDA	3	0.0%
UKRAINE	3	0.0%
UNITED ARAB EMIRATES	51	0.4%
UNITED KINGDOM	55	0.4%
United States	1	0.0%
URUGUAY	7	0.1%
US MINOR OUTLYING ISLANDS	7	0.1%
USA		
<i>USA</i>	<i>50</i>	
<i>USA</i>	<i>Alabama</i>	<i>82</i>
<i>USA</i>	<i>Alaska</i>	<i>16</i>
<i>USA</i>	<i>American Embassy</i>	<i>11</i>
<i>USA</i>	<i>Arizona</i>	<i>221</i>
<i>USA</i>	<i>Arkansas</i>	<i>79</i>
<i>USA</i>	<i>Armed Forces</i>	<i>8</i>
<i>USA</i>	<i>Armed Frces Americas</i>	<i>3</i>
<i>USA</i>	<i>British Columbia</i>	<i>4</i>
<i>USA</i>	<i>California</i>	<i>937</i>
<i>USA</i>	<i>Colorado</i>	<i>182</i>
<i>USA</i>	<i>Connecticut</i>	<i>121</i>

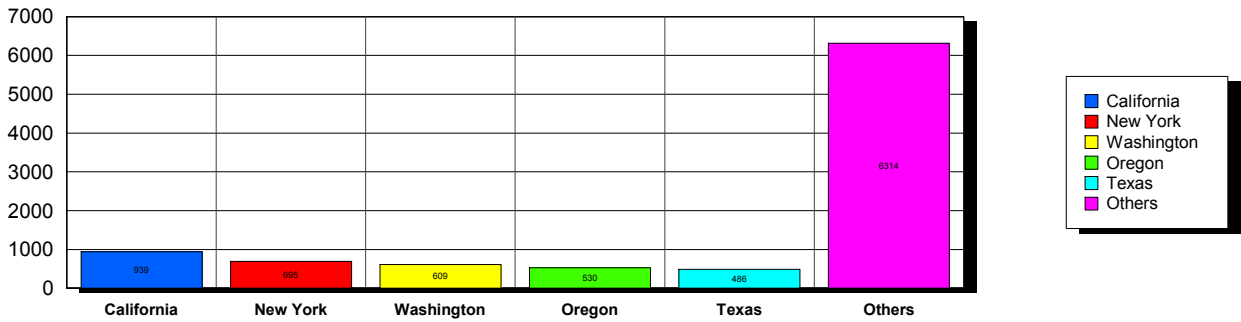
USA	Delaware	53	
USA	District of Columbia	159	
USA	Florida	344	
USA	Georgia	186	
USA	Guam	2	
USA	Hawaii	73	
USA	Idaho	50	
USA	Illinois	383	
USA	Indiana	162	
USA	Iowa	89	
USA	Kansas	162	
USA	Kentucky	82	
USA	Louisiana	44	
USA	Maine	40	
USA	Marshall Islands	1	
USA	Maryland	291	
USA	Massachusetts	329	
USA	Michigan	272	
USA	Micronesia	1	
USA	Minnesota	149	
USA	Mississippi	60	
USA	Missouri	187	
USA	Montana	27	
USA	Nebraska	50	
USA	Nevada	55	
USA	New Hampshire	66	
USA	New Jersey	261	
USA	New Mexico	56	
USA	New York	690	
USA	North Carolina	171	
USA	North Dakota	16	
USA	Nunavut	1	
USA	Ohio	287	
USA	Oklahoma	72	
USA	Ontario	8	
USA	Oregon	531	
USA	Pennsylvania	342	
USA	Puerto Rico	21	
USA	Quebec	1	
USA	Rhode Island	42	
USA	South Carolina	45	
USA	South Dakota	7	
USA	Tennessee	110	
USA	Texas	482	
USA	Utah	104	
USA	Vermont	66	
USA	Virgin Islands	3	
USA	Virginia	386	
USA	Washington	605	
USA	West Virginia	29	
USA	Wisconsin	154	
USA	Wyoming	14	
USA	Yukon Territory	1	
USA		9,536	73.2%
UZBEKISTAN		5	0.0%
VANUATU		1	0.0%
VENEZUELA		16	0.1%
VIET NAM		6	0.0%
VIETNAM		14	0.1%

Virgin Islands, US	1	0.0%
YEMEN	7	0.1%
ZAMBIA	3	0.0%
ZIMBABWE	1	0.0%
Grand Total:	13,026	

164 distinct countries represented.

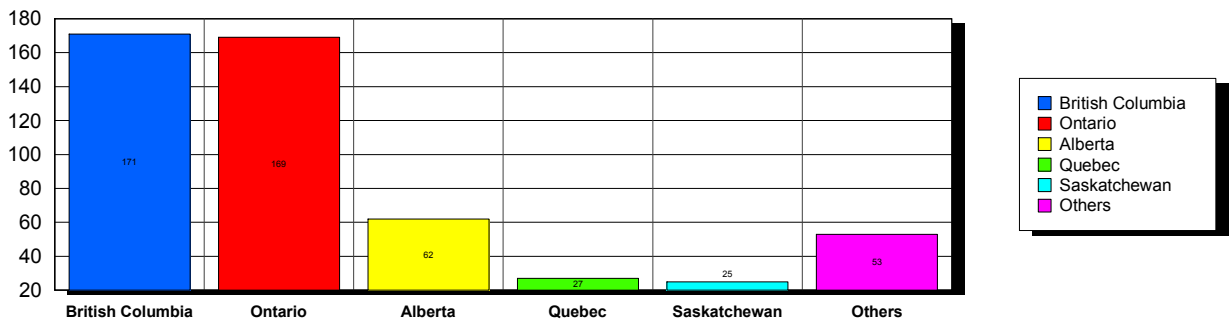
USA

Top 5 States per Country

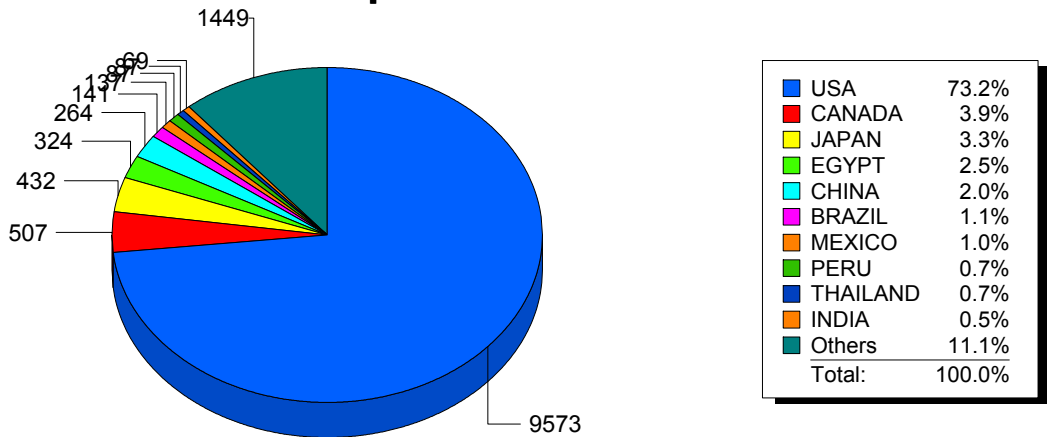


CANADA

Top 5 States per Country



Top 10 Countries



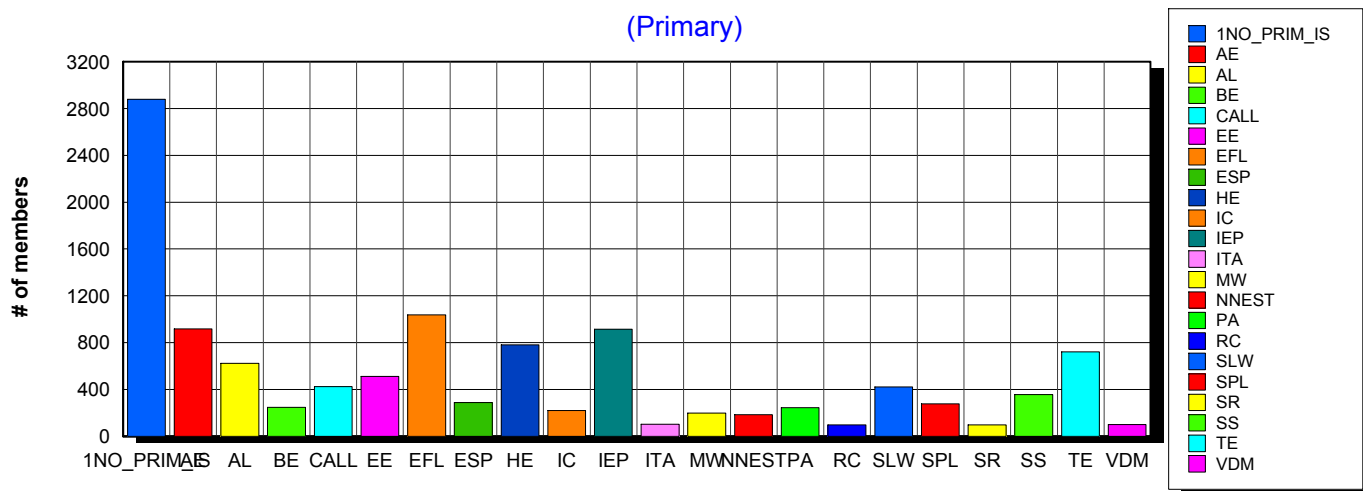
1/22/2015 **Basic statistics on Primary vs. other memberships in interest sections. For members paid through 12/31/2014 or later.**

		<i>Primary versus other</i>		
No Primary Interest Section	7.8%	2,896	2,878	18
Adult Education	6.2%	2,299	917	1,382
Applied Linguistics	5.7%	2,125	622	1,503
Bilingual Education	3.2%	1,174	246	928
Computer-Assisted Language Learning	5.2%	1,938	424	1,514
Elementary Education	3.2%	1,189	510	679
English as a Foreign Language	7.2%	2,664	1,036	1,628
English for Specific Purposes	4.3%	1,596	288	1,308
Higher Education	6.2%	2,290	780	1,510
Intercultural Communication	4.7%	1,739	220	1,519
Intensive English Programs	6.2%	2,312	915	1,397
International Teaching Assistants	2.0%	726	103	623
Materials Writers	3.3%	1,235	199	1,036
Nonnative English Speakers in TESOL	2.8%	1,040	184	856
Program Administration	3.3%	1,212	244	968
Refugee Concerns	2.0%	754	98	656
Second Language Writing	6.1%	2,255	422	1,833
Speech, Pronunciation, and Listening	5.3%	1,968	277	1,691
Social Responsibility	2.0%	748	96	652
Secondary Schools	2.7%	1,019	357	662
Teacher Education	7.0%	2,604	722	1,882
Video & Digital Media	3.4%	1,276	100	1,176
<i>11,615 distinct members</i>		Total # of IS memberships	37,059	11,638 25,421

The total count is the number of IS memberships total and may either be LESS or MORE than the actual number of individual members of TESOL. Due to open access to Interest Sections, these numbers may fluctuate considerably each month. For instance, one member may have selected four interest sections, while some members may belong to none.

Interest Sections

(Primary)

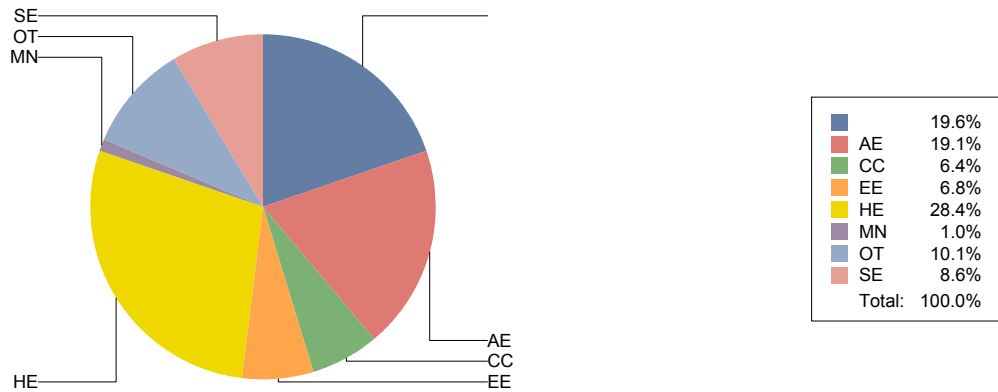


Basic Statistics on Area of Work (Members paid through >= 12/31/2014)

		2,514	19.6%
Adult Education	AE	2,454	19.1%
Community/2yr College	CC	820	6.4%
Elementary Education	EE	875	6.8%
Postsecondary Education	HE	3,635	28.4%
Mainstream	MN	129	1.0%
Other	OT	1,293	10.1%
Secondary Education	SE	1,096	8.6%
		12,816	

Only members who selected an area of work are included on this report. Other members may not have responded to this question and are excluded from the count.

Areas of Work



(Blanks indicate no response)

Statistics on Areas of Interest (Members paid through >= 12/31/2014)

<u>CODE</u>	<u>DESCRIPTION</u>	<u>TOTAL*</u>	<u>% of TOTAL*</u>
AE	Adult Education	15,390	9%
IEP	Intensive English Programs	15,288	9%
AL	Applied Linguistics	12,835	7%
HE	Postsecondary Education	12,415	7%
EFL	English as a Foreign Language	12,096	7%
TE	Teacher Education	11,108	6%
IC	Intercultural Communication	8,868	5%
CALL	Computer-Assisted Language Learning	8,856	5%
ESP	English for Specific Purposes	8,645	5%
PA	Program Administration	6,610	4%
EE	Elementary Education	5,415	3%
BE	Bilingual Education	4,712	3%
PROFDEV	Professional Development	3,938	2%
SS	Secondary Schools	3,916	2%
SP	Speech/Pronunciation	3,700	2%
ASSESS	Assessment/testing	3,530	2%
CURRICULUM	Materials development/Curriculum	2,944	2%
RS	Research	2,770	2%
WRITING	Writing/composition	2,650	1%
VI	Virgin Islands	2,535	1%
SLA	Second language acquisition	2,533	1%
RC	Refugee Concerns	2,436	1%
ITA	International teaching assistants	2,420	1%
CONTENT	Content-based instruction	2,144	1%
OTHER	Other Communities	2,007	1%
GRAMMAR	Grammar	1,957	1%
READING	Reading/literacy	1,843	1%
STANDARDS	Standards	1,764	1%
CERT	TESL/TEFL Certificate Program	1,315	1%
DISTANCE	Distance learning/Online Education	1,221	1%
ISKILL	Integrated Skills	1,155	1%
VOCAB	Vocabulary/Lexicon	1,142	1%
WORKPLACE	Workplace English instruction/Business English	1,040	1%
LISTEN	Listening	1,000	1%
SOCIAL	Social/global/political concerns	929	1%
COMMCOLL	Community college/technical ed	926	1%
LIT	Literature	670	0%
GRAD	Graduate Student Level	609	0%
LINGUISTICS	Theoretical Linguistics	593	0%
FAMILY	Community/family outreach	485	0%
NNES	NNES/NES issues	453	0%
EMPLOYMENT	Employment issues/Certification	436	0%
ACCRED	Accreditation	423	0%
LDSN	Learning Disorders/Special Needs	391	0%
PUBLICPOLICY	Public policy	349	0%
MAINSTREAMING	Mainstreaming	340	0%
ARTS	Arts/Media/Science/Math/Social Science	310	0%

MW	Materials Writers	174	0%
STYLISTICS	Stylistics	108	0%
SPL	Speech, Pronunciation, and Listening	62	0%

Sorted in order of prevalence.

** Note: Members are encouraged to choose multiple areas of interest and some members do not choose any areas of interest. The total number of distinct members (5,580) represented in this report is less than the total number of active members as indicated elsewhere in this report.*

Areas of interest are separate from official TESOL interest sections. Areas of interest represent distinct areas in which a member may be interested, rather than official entities in which a member is involved.

Areas of interest which have a very low count may be recent additions to the AOI list, or may reflect overall trends in membership.

Statistics on Areas of Expertise (Members paid through >= 12/31/2014)

<u>CODE</u>	<u>DESCRIPTION</u>	<u>TOTAL*</u>	<u>% of TOTAL*</u>
AE	Adult education	15,462	9%
IEP	Intensive English Programs	15,342	9%
AL	Alabama	12,915	7%
HE	Higher Education	12,465	7%
EFL	English as a foreign language	12,128	7%
TE	Teacher Education	11,164	6%
IC	Intercultural Communication	8,912	5%
CALL	Technology in education	8,892	5%
ESP	English for specific purposes	8,680	5%
PA	Pennsylvania	6,635	4%
EE	Elementary Education	5,440	3%
BE	Bilingual Education	4,740	3%
PROFDEV	Professional Development	3,952	2%
SS	ESL in Secondary Schools	3,936	2%
SP	Speech/Pronunciation	3,724	2%
ASSESS	Assessment/testing	3,548	2%
CURRICULUM	Materials development/Curriculum	2,959	2%
RS	Research	2,786	2%
WRITING	Writing/composition	2,663	1%
VI	Video and digital media	2,544	1%
SLA	Second language acquisition	2,540	1%
RC	Refugee Concerns	2,452	1%
ITA	International teaching assistants	2,436	1%
CONTENT	Content-based instruction	2,156	1%
OTHER	Other Communities	2,013	1%
GRAMMAR	Grammar	1,968	1%
READING	Reading/literacy	1,850	1%
STANDARDS	Standards	1,773	1%
CERT	TESL/TEFL Certificate Program	1,325	1%
DISTANCE	Distance learning/Online Education	1,227	1%
ISKILL	Integrated Skills	1,159	1%
VOCAB	Vocabulary/Lexicon	1,146	1%
WORKPLACE	Workplace English instruction/Business English	1,045	1%
LISTEN	Listening	1,009	1%
SOCIAL	Social/global/political concerns	934	1%
COMMCOLL	Community college/technical ed	931	1%
LIT	Literature	671	0%
GRAD	Graduate Student Level	614	0%
LINGUISTICS	Theoretical Linguistics	596	0%
FAMILY	Community/family outreach	488	0%
NNES	NNES/NES issues	457	0%
EMPLOYMENT	Employment issues/Certification	439	0%
ACCRED	Accreditation	424	0%
LDSN	Learning Disorders/Special Needs	393	0%
PUBLICPOLICY	Public policy	352	0%
MAINSTREAMING	Mainstreaming	343	0%
ARTS	Arts/Media/Science/Math/Social Science	311	0%

MW	Materials Writers	174	0%
STYLISTICS	Stylistics	109	0%
SPL	Speech, Pronunciation, and Listening	62	0%

Sorted in order of prevalence.

** Note: Members are encouraged to choose multiple areas of expertise and some members do not choose any areas of expertise. The total number of distinct members (5,606) represented in this report is less than the total number of active members as indicated elsewhere in this report.*

Areas of Expertise are separate from official TESOL interest sections or Areas of Interest. Areas of expertise represent distinct areas in which a member may be experienced in, rather than official entities in which a member is involved.

Areas of interest which have a very low count may be recent additions to the AOI list, or may reflect overall trends in membership.