

12/14/2016

Membership Statistics: Grand totals for basic membership, by member type and country

		<u># Memberships</u>	<u># Members</u>
IND	BASIC		
	Existing Member(s)	4,456	4,456
	New as of 11/1/2016 or later	88	88
IND	BASIC	4,544	4,544

IND2	BASIC		
	Existing Member(s)	2,037	2,037
	New as of 11/1/2016 or later	16	16
IND2	BASIC	2,053	2,053

STU	BASIC		
	Existing Member(s)	946	946
	New as of 11/1/2016 or later	40	40
STU	BASIC	986	986

STU2	BASIC		
	Existing Member(s)	410	410
	New as of 11/1/2016 or later	17	17
STU2	BASIC	427	427

LIF	BASIC		
	Existing Member(s)	51	51
LIF	BASIC	51	51

RET	BASIC		
	Existing Member(s)	151	151
RET	BASIC	151	151

RET2	BASIC		
	Existing Member(s)	115	115
RET2	BASIC	115	115

PTR	BASIC		
	Existing Member(s)	442	442
	New as of 11/1/2016 or later	6	6
PTR	BASIC	448	448

PTR2	BASIC		
	Existing Member(s)	257	257
	New as of 11/1/2016 or later	1	1
PTR2	BASIC	258	258

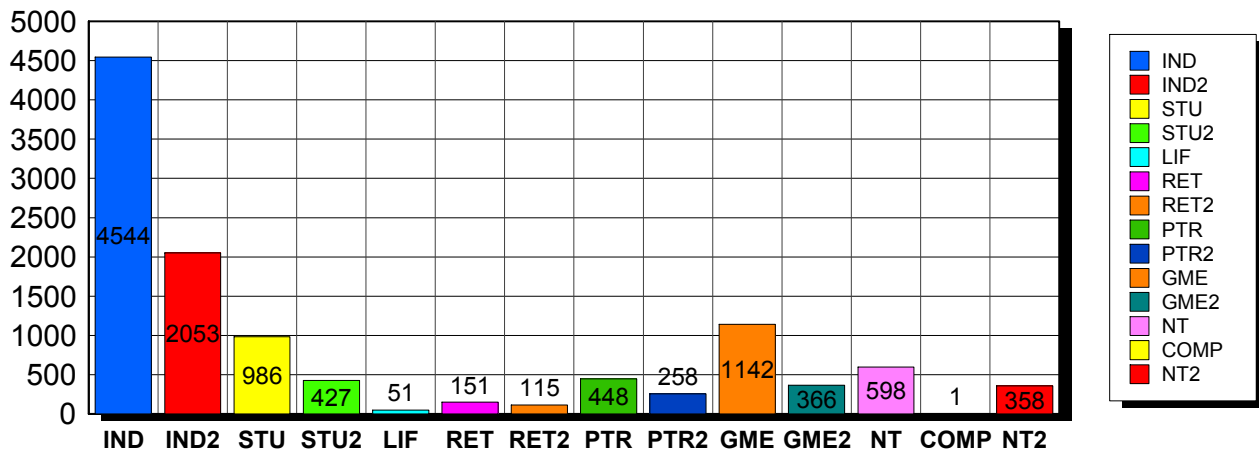
GME	BASIC		
	Existing Member(s)	1,100	1,100
	New as of 11/1/2016 or later	42	42
GME	BASIC	1,142	1,142

GME2	BASIC		
	Existing Member(s)	358	358
	New as of 11/1/2016 or later	8	8
GME2	BASIC	366	366

NT	BASIC		

	Existing Member(s)	571	571
	New as of 11/1/2016 or later	27	27
NT	BASIC	598	598
<hr/>			
COMP	BASIC		
	Existing Member(s)	1	1
COMP	BASIC	1	1
<hr/>			
NT2	BASIC		
	Existing Member(s)	349	349
	New as of 11/1/2016 or later	9	9
NT2	BASIC	358	358
<hr/>			
Grand Total:		11,498	11,498

Member Types



Note: in all general statistic reports, joint household memberships are treated as "one" member EXCEPT in the second column of this report, where joints are counted as two people, providing the most accurate count of the number of TESOL members.

		Existing Member(s)	New as of 11/1/2016 or later	Total
COMP	United States	1	0	1
	Total	1	0	1
GME	United States	38	3	41
	13276030	1	0	1
	AFGHANISTAN	3	0	3
	ALBANIA	2	0	2
	ALGERIA	5	0	5
	ARGENTINA	21	1	22
	ARMENIA	2	0	2
	AUSTRALIA	1	0	1

		Existing Member(s)	New as of 11/1/2016 or later	Total
GME	AZERBAIJAN	3	0	3
	BAHRAIN	1	0	1
	BANGLADESH	14	0	14
	BELARUS	1	0	1
	BELIZE	1	0	1
	BHUTAN	2	0	2
	BOLIVIA	18	1	19
	BOSNIA AND	1	0	1
	BRAZIL	66	3	69
	BURKINA FASO	1	0	1
	CAMBODIA	1	0	1
	CAMEROON	1	0	1
	CHILE	4	1	5
	CHINA	107	3	110
	COLOMBIA	18	1	19
	COMOROS	1	0	1
	COSTA RICA	16	1	17
	CROATIA	4	0	4
	CUBA	1	0	1
	DOMINICA	1	0	1
	DOMINICAN	16	0	16
	EC090	1	0	1
	ECUADOR	73	0	73
	EGYPT	28	0	28
	EL SALVADOR	12	0	12
	ETHIOPIA	2	0	2
	GEORGIA	23	0	23
	GUATEMALA	15	0	15
	GUINEA	1	0	1
	HAITI	9	0	9
HONDURAS	7	0	7	

		Existing Member(s)	New as of 11/1/2016 or later	Total
GME	HONG KONG	1	0	1
	HUNGARY	6	0	6
	INDIA	54	1	55
	INDONESIA	10	1	11
	IRAN	6	0	6
	IRAN, ISLAMIC	1	0	1
	IRAQ	9	0	9
	ISRAEL	1	0	1
	JAMAICA	1	0	1
	JAPAN	1	0	1
	JORDAN	1	0	1
	KAZAKHSTAN	1	0	1
	KOSOVO	2	0	2
	KYRGYZSTAN	2	1	3
	Lao People's	1	0	1
	LATVIA	1	0	1
	LEBANON	6	0	6
	LIBYA	1	0	1
	MACEDONIA	1	0	1
	MADAGASCAR	1	0	1
	MALAYSIA	12	1	13
	MAURITANIA	2	0	2
	MAURITIUS	0	1	1
	MEXICO	49	0	49
	MOLDOVA,	2	0	2
	MONGOLIA	4	0	4
	MOROCCO	28	0	28
	MYANMAR	1	1	2
	NEPAL	20	2	22
	NEW ZEALAND	1	0	1
NICARAGUA	5	0	5	

		Existing Member(s)	New as of 11/1/2016 or later	Total
GME	NIGERIA	5	1	6
	OMAN	1	0	1
	PAKISTAN	16	0	16
	PALESTINIAN	2	0	2
	PANAMA	15	0	15
	PARAGUAY	4	0	4
	PEOPLES REP	25	0	25
	PERU	111	4	115
	PHILIPPINES	27	4	31
	POLAND	7	0	7
	ROMANIA	1	0	1
	RUSSIA	3	0	3
	RUSSIAN	8	1	9
	RWANDA	5	1	6
	SENEGAL	1	0	1
	SERBIA	5	1	6
	SOUTH AFRICA	3	0	3
	SRI LANKA	4	0	4
	SUDAN	1	0	1
	SWAZILAND	1	0	1
	SYRIAN ARAB	1	0	1
	TAIWAN	2	0	2
	TAIWAN ROC	3	0	3
	TANZANIA,	1	0	1
	THAILAND	15	1	16
	TUNISIA	3	0	3
	TURKEY	25	1	26
	UGANDA	0	1	1
	UKRAINE	8	0	8
	UNITED	2	0	2
United States	2	0	2	

		Existing Member(s)	New as of 11/1/2016 or later	Total
GME	URUGUAY	7	0	7
	UZBEKISTAN	1	2	3
	VENEZUELA	23	2	25
	VIET NAM	4	1	5
	VIETNAM	4	0	4
	YEMEN	1	0	1
	Total	1,100	42	1,142
GME2	United States	10	1	11
	AFGHANISTAN	1	0	1
	ALBANIA	1	0	1
	ALGERIA	1	0	1
	ANGOLA	1	0	1
	ARGENTINA	6	0	6
	ARMENIA	1	0	1
	AZERBAIJAN	0	1	1
	BANGLADESH	1	0	1
	BELARUS	1	0	1
	BENIN	1	0	1
	BOLIVIA	4	0	4
	BRAZIL	19	0	19
	BULGARIA	4	0	4
	BURKINA FASO	1	0	1
	CAMBODIA	2	0	2
	CAMEROON	1	1	2
	CHILE	6	0	6
	CHINA	46	2	48
	COLOMBIA	14	0	14
	COSTA RICA	5	0	5
	DOMINICAN	7	0	7
	ECUADOR	19	0	19
	EGYPT	4	0	4

		Existing Member(s)	New as of 11/1/2016 or later	Total
GME2	GABON	2	0	2
	GRENADA	1	0	1
	GUATEMALA	1	0	1
	HONDURAS	1	0	1
	INDIA	23	1	24
	INDONESIA	3	0	3
	IRAQ	1	0	1
	JORDAN	3	0	3
	KAZAKHSTAN	4	0	4
	LATVIA	2	0	2
	LEBANON	3	0	3
	LITHUANIA	1	0	1
	MADAGASCAR	1	0	1
	MALAYSIA	6	0	6
	MAURITANIA	1	0	1
	MEXICO	19	0	19
	MOLDOVA,	1	0	1
	MONGOLIA	4	0	4
	MOROCCO	3	0	3
	NAMIBIA	1	0	1
	NEPAL	4	0	4
	NIGER	1	0	1
	NIGERIA	5	0	5
	PAKISTAN	3	0	3
	PANAMA	3	0	3
	PARAGUAY	1	0	1
	PEOPLES REP	2	0	2
	PERU	9	0	9
	PHILIPPINES	7	0	7
	POLAND	6	0	6
RUSSIA	4	0	4	

		Existing Member(s)	New as of 11/1/2016 or later	Total
GME2	RUSSIAN	4	1	5
	SAUDI ARABIA	0	1	1
	SENEGAL	1	0	1
	SIERRA LEONE	1	0	1
	SRI LANKA	2	0	2
	TAIWAN ROC	2	0	2
	THAILAND	14	0	14
	TUNISIA	1	0	1
	TURKEY	18	0	18
	UNITED	1	0	1
	United States	2	0	2
	URUGUAY	3	0	3
	UZBEKISTAN	19	0	19
	VENEZUELA	2	0	2
	VIET NAM	1	0	1
	VIETNAM	4	0	4
	YEMEN	1	0	1
	Total	358	8	366
IND	United States	3,854	63	3,917
	ANGOLA	1	0	1
	ARGENTINA	1	0	1
	ARMENIA	1	0	1
	AUSTRALIA	16	4	20
	AUSTRIA	2	0	2
	BAHRAIN	1	0	1
	BERMUDA	1	0	1
	BRAZIL	10	0	10
	CANADA	112	4	116
	CHILE	2	0	2
	CHINA	4	0	4
	COSTA RICA	1	0	1

		Existing Member(s)	New as of 11/1/2016 or later	Total
IND	CZECH	2	0	2
	DENMARK	1	0	1
	ECUADOR	13	0	13
	EGYPT	1	0	1
	FINLAND	1	0	1
	FRANCE	3	0	3
	GERMANY	5	0	5
	GREECE	2	0	2
	HAITI	1	0	1
	HONG KONG	2	0	2
	HONG KONG	2	1	3
	HUNGARY	0	1	1
	INDIA	1	0	1
	IRAN	1	0	1
	IRAQ	1	0	1
	ISRAEL	4	0	4
	ITALY	4	0	4
	JAPAN	173	5	178
	KAZAKHSTAN	1	0	1
	Korea, Republic	8	1	9
	KOREA,	1	0	1
	KOREA,	4	0	4
	KUWAIT	10	1	11
	MEXICO	2	0	2
	NETHERLAND	3	0	3
	NEW ZEALAND	5	0	5
NORWAY	1	1	2	
OMAN	7	0	7	
PEOPLES REP	1	0	1	
PERU	2	0	2	
QATAR	4	0	4	

		Existing Member(s)	New as of 11/1/2016 or later	Total
IND	SAUDI ARABIA	18	1	19
	SINGAPORE	3	0	3
	SLOVAKIA	1	0	1
	SOUTH AFRICA	1	0	1
	SOUTH KOREA	10	0	10
	SPAIN	5	2	7
	SWEDEN	3	0	3
	SWITZERLAND	1	0	1
	TAIWAN	5	0	5
	THAILAND	2	0	2
	TRINIDAD AND	1	0	1
	TURKEY	1	0	1
	UGANDA	1	0	1
	UNITED ARAB	21	0	21
	UNITED	9	0	9
	United States	92	4	96
	UNITED	4	0	4
	URUGUAY	1	0	1
	USA	1	0	1
	VANUATU	2	0	2
VIET NAM	1	0	1	
YEMEN	1	0	1	
	Total	4,456	88	4,544
IND2	United States	1,652	14	1,666
	AUSTRALIA	13	0	13
	AUSTRIA	2	0	2
	BAHRAIN	1	0	1
	BURKINA FASO	1	0	1
	CANADA	103	0	103
	CAYMAN	1	0	1
	CHILE	1	0	1

		Existing Member(s)	New as of 11/1/2016 or later	Total
IND2	CHINA	8	0	8
	COSTA RICA	1	0	1
	CYPRUS	2	0	2
	CZECH	1	0	1
	DENMARK	1	0	1
	DOMINICA	1	0	1
	FINLAND	1	0	1
	FRANCE	1	0	1
	GERMANY	5	0	5
	HONG KONG	2	0	2
	HONG KONG	8	0	8
	INDIA	1	0	1
	INDONESIA	1	0	1
	IRAQ	1	0	1
	ITALY	3	0	3
	JAPAN	90	2	92
	Korea, Republic	4	0	4
	KOREA,	3	0	3
	KUWAIT	3	0	3
	Lao People's	1	0	1
	LUXEMBOURG	1	0	1
	MACAO	4	0	4
	MALAYSIA	2	0	2
	MARTINIQUE	1	0	1
	MYANMAR	1	0	1
	NEW	1	0	1
	NEW ZEALAND	3	0	3
NICARAGUA	1	0	1	
NORWAY	2	0	2	
QATAR	12	0	12	
ROMANIA	1	0	1	

		Existing Member(s)	New as of 11/1/2016 or later	Total
IND2	SAUDI ARABIA	9	0	9
	SERBIA	1	0	1
	SINGAPORE	5	0	5
	SOUTH AFRICA	1	0	1
	SOUTH KOREA	5	0	5
	SWITZERLAND	2	0	2
	TAIWAN	5	0	5
	TAIWAN ROC	2	0	2
	TRINIDAD AND	1	0	1
	TURKEY	2	0	2
	UKRAINE	1	0	1
	UNITED ARAB	10	0	10
	UNITED	7	0	7
	United States	39	0	39
	UNITED	2	0	2
	URUGUAY	2	0	2
	US MINOR	1	0	1
	VENEZUELA	1	0	1
	Total	2,037	16	2,053
	LIF	United States	42	0
AUSTRALIA		1	0	1
CANADA		2	0	2
EGYPT		1	0	1
ISRAEL		1	0	1
JAPAN		1	0	1
UNITED ARAB		1	0	1
UNITED		2	0	2
Total		51	0	51
NT	United States	507	17	524
	ALAND	1	0	1
	AUSTRALIA	1	0	1

		Existing Member(s)	New as of 11/1/2016 or later	Total
NT	AUSTRIA	1	0	1
	BAHRAIN	1	0	1
	CANADA	10	2	12
	CHINA	1	0	1
	ECUADOR	1	0	1
	FRANCE	1	0	1
	HONG KONG	1	0	1
	HONG KONG	1	0	1
	INDIA	1	0	1
	IRAQ	1	0	1
	ITALY	2	0	2
	JAPAN	12	1	13
	Korea, Republic	0	1	1
	KUWAIT	1	0	1
	MEXICO	2	0	2
	MONGOLIA	1	0	1
	NEW ZEALAND	1	0	1
	PALESTINIAN	2	0	2
	PERU	1	0	1
	QATAR	1	0	1
	RUSSIAN	1	0	1
	SINGAPORE	1	0	1
	SOUTH AFRICA	1	0	1
	SOUTH KOREA	2	2	4
	THAILAND	1	0	1
	TURKEY	1	0	1
	UNITED	0	1	1
	United States	8	3	11
	UNITED	4	0	4
	VIET NAM	1	0	1
Total	571	27	598	

		Existing Member(s)	New as of 11/1/2016 or later	Total
NT2	United States	305	6	311
	AFGHANISTAN	1	0	1
	AUSTRALIA	3	0	3
	CANADA	8	0	8
	HONG KONG	1	0	1
	HONG KONG	2	0	2
	HUNGARY	1	0	1
	ITALY	1	0	1
	JAPAN	4	1	5
	KOREA,	1	0	1
	KUWAIT	1	0	1
	MACAO	1	0	1
	MEXICO	1	1	2
	NEW ZEALAND	1	0	1
	QATAR	1	0	1
	SAUDI ARABIA	1	0	1
	SINGAPORE	2	0	2
	SOUTH KOREA	1	0	1
	TAIWAN	2	0	2
	UNITED ARAB	1	0	1
	UNITED	1	0	1
United States	9	1	10	
Total	349	9	358	
PTR	United States	349	5	354
	AUSTRALIA	3	0	3
	CANADA	10	0	10
	CHINA	5	0	5
	COLOMBIA	3	0	3
	COSTA RICA	3	0	3
	COTE	1	0	1
	CZECH	1	0	1

		Existing Member(s)	New as of 11/1/2016 or later	Total
PTR	DOMINICAN	2	0	2
	ECUADOR	9	0	9
	FRANCE	1	0	1
	GERMANY	1	0	1
	ICELAND	1	0	1
	INDIA	0	1	1
	INDONESIA	2	0	2
	ITALY	1	0	1
	JAPAN	9	0	9
	Korea, Republic	1	0	1
	KUWAIT	1	0	1
	Lao People's	1	0	1
	LITHUANIA	1	0	1
	MEXICO	1	0	1
	NEW ZEALAND	1	0	1
	NICARAGUA	2	0	2
	NIGERIA	1	0	1
	PAKISTAN	1	0	1
	PANAMA	1	0	1
	PHILIPPINES	3	0	3
	POLAND	1	0	1
	Puerto Rico	2	0	2
	SENEGAL	1	0	1
	SINGAPORE	1	0	1
	SPAIN	2	0	2
	THAILAND	2	0	2
	TURKEY	4	0	4
	UNITED ARAB	2	0	2
UNITED	3	0	3	
United States	8	0	8	
VENEZUELA	1	0	1	

		Existing Member(s)	New as of 11/1/2016 or later	Total
PTR	Total	442	6	448
PTR2	United States	204	1	205
	AUSTRALIA	1	0	1
	BRAZIL	2	0	2
	CANADA	10	0	10
	CHILE	1	0	1
	CHINA	2	0	2
	COLOMBIA	1	0	1
	GERMANY	2	0	2
	HONG KONG	1	0	1
	INDONESIA	1	0	1
	ISRAEL	1	0	1
	ITALY	1	0	1
	JAPAN	4	0	4
	MACAO	1	0	1
	MEXICO	1	0	1
	NIGERIA	1	0	1
	PAKISTAN	1	0	1
	PHILIPPINES	1	0	1
	POLAND	1	0	1
	SAUDI ARABIA	4	0	4
	SRI LANKA	1	0	1
	TAIWAN	3	0	3
	THAILAND	1	0	1
	TURKEY	2	0	2
	UNITED ARAB	1	0	1
	United States	7	0	7
URUGUAY	1	0	1	
	Total	257	1	258
RET	United States	131	0	131
	AUSTRALIA	1	0	1

		Existing Member(s)	New as of 11/1/2016 or later	Total
RET	BRAZIL	1	0	1
	CANADA	3	0	3
	COLOMBIA	2	0	2
	GERMANY	1	0	1
	ISRAEL	1	0	1
	JAPAN	2	0	2
	MEXICO	1	0	1
	PERU	1	0	1
	PORTUGAL	1	0	1
	SRI LANKA	1	0	1
	SWITZERLAND	1	0	1
	TURKEY	1	0	1
	United States	3	0	3
	Total	151	0	151
RET2	United States	98	0	98
	CANADA	1	0	1
	GERMANY	1	0	1
	ISRAEL	3	0	3
	JAPAN	4	0	4
	NEW ZEALAND	1	0	1
	OMAN	1	0	1
	SOUTH KOREA	1	0	1
	SPAIN	1	0	1
	THAILAND	1	0	1
	UNITED	2	0	2
	United States	1	0	1
	Total	115	0	115
STU	United States	794	33	827
	AUSTRALIA	9	0	9
	BARBADOS	1	0	1
	BRAZIL	4	0	4

		Existing Member(s)	New as of 11/1/2016 or later	Total
STU	CANADA	30	0	30
	CHINA	4	0	4
	COLOMBIA	1	0	1
	ECUADOR	8	0	8
	GERMANY	1	0	1
	GHANA	1	0	1
	GUATEMALA	1	0	1
	HONDURAS	2	0	2
	HONG KONG	3	0	3
	HONG KONG	3	0	3
	INDONESIA	1	0	1
	IRELAND	0	1	1
	ISRAEL	1	0	1
	JAPAN	14	2	16
	KAZAKHSTAN	1	0	1
	KOREA,	1	0	1
	KUWAIT	1	0	1
	MEXICO	6	0	6
	NEPAL	2	0	2
	NEW ZEALAND	2	1	3
	PAKISTAN	1	0	1
	PHILIPPINES	1	0	1
	Puerto Rico	2	0	2
	RUSSIAN	2	0	2
	SAUDI ARABIA	4	0	4
	SINGAPORE	1	0	1
	SOUTH AFRICA	1	0	1
	SOUTH KOREA	1	0	1
	TAIWAN	3	0	3
	THAILAND	3	0	3
TURKEY	14	0	14	

		Existing Member(s)	New as of 11/1/2016 or later	Total
STU	UGANDA	1	0	1
	UNITED ARAB	2	0	2
	UNITED	1	1	2
	United States	17	2	19
	UNITED	1	0	1
	Total	946	40	986
STU2	United States	337	15	352
	ALBANIA	2	0	2
	AUSTRALIA	4	0	4
	BRAZIL	2	0	2
	CAMEROON	2	0	2
	CANADA	19	0	19
	CHINA	3	0	3
	FRANCE	1	0	1
	GERMANY	1	0	1
	HAITI	1	0	1
	HONG KONG	2	0	2
	HONG KONG	1	0	1
	INDONESIA	1	0	1
	JAPAN	2	0	2
	Korea, Republic	2	0	2
	KOREA,	1	0	1
	LATVIA	1	0	1
	LEBANON	1	0	1
	MACAO	1	0	1
	NEW ZEALAND	2	0	2
	NIGERIA	1	0	1
	OMAN	1	0	1
	Puerto Rico	1	1	2
RUSSIA	1	0	1	
SINGAPORE	1	0	1	

		Existing Member(s)	New as of 11/1/2016 or later	Total
STU2	THAILAND	1	0	1
	UNITED	5	0	5
	United States	12	1	13
	VIET NAM	1	0	1
	Total	410	17	427
Total		11,244	254	11,498

This report is based on members paid through 11/30/2016 or later.

Country/State/Province	Total	
13276030	1	0.0%
AFGHANISTAN	5	0.0%
ALAND ISLANDS	1	0.0%
ALBANIA	5	0.0%
ALGERIA	6	0.1%
ANGOLA	2	0.0%
ARGENTINA	29	0.3%
ARMENIA	4	0.0%
AUSTRALIA	57	0.5%
AUSTRIA	5	0.0%
AZERBAIJAN	4	0.0%
BAHRAIN	4	0.0%
BANGLADESH	15	0.1%
BARBADOS	1	0.0%
BELARUS	2	0.0%
BELIZE	1	0.0%
BENIN	1	0.0%
BERMUDA	1	0.0%
BHUTAN	2	0.0%
BOLIVIA	23	0.2%
BOSNIA AND HERZEGOVINA	1	0.0%
BRAZIL	107	0.9%
BULGARIA	4	0.0%
BURKINA FASO	3	0.0%
CAMBODIA	3	0.0%
CAMEROON	5	0.0%
CANADA		
<i>CANADA</i>	<i>5</i>	
<i>CANADA Alberta</i>	<i>30</i>	
<i>CANADA Armed Frces Americas</i>	<i>1</i>	
<i>CANADA British Columbia</i>	<i>96</i>	
<i>CANADA Manitoba</i>	<i>12</i>	
<i>CANADA New Brunswick</i>	<i>8</i>	
<i>CANADA Northwest Territories</i>	<i>1</i>	
<i>CANADA Nova Scotia</i>	<i>7</i>	
<i>CANADA Ontario</i>	<i>118</i>	
<i>CANADA Quebec</i>	<i>22</i>	
<i>CANADA Saskatchewan</i>	<i>14</i>	
CANADA	314	2.7%
CAYMAN ISLANDS	1	0.0%
CHILE	15	0.1%
CHINA	185	1.6%
COLOMBIA	40	0.3%
COMOROS	1	0.0%
COSTA RICA	27	0.2%
COTE D'IVOIRE	1	0.0%
CROATIA	4	0.0%
CUBA	1	0.0%
CYPRUS	2	0.0%
CZECH REPUBLIC	4	0.0%
DENMARK	2	0.0%
DOMINICA	2	0.0%
DOMINICAN REPUBLIC	25	0.2%
EC090	1	0.0%
ECUADOR	124	1.1%
EGYPT	34	0.3%
EL SALVADOR	12	0.1%

ETHIOPIA	2	0.0%
FINLAND	2	0.0%
FRANCE	7	0.1%
GABON	2	0.0%
GEORGIA	23	0.2%
GERMANY	17	0.1%
GHANA	1	0.0%
GREECE	2	0.0%
GRENADA	1	0.0%
GUATEMALA	17	0.1%
GUINEA	1	0.0%
HAITI	11	0.1%
HONDURAS	10	0.1%
HONG KONG	12	0.1%
HONG KONG SAR CHINA	19	0.2%
HUNGARY	8	0.1%
ICELAND	1	0.0%
INDIA	84	0.7%
INDONESIA	20	0.2%
IRAN	7	0.1%
IRAN, ISLAMIC REPUBLIC OF	1	0.0%
IRAQ	13	0.1%
IRELAND	1	0.0%
ISRAEL	12	0.1%
ITALY	12	0.1%
JAMAICA	1	0.0%
JAPAN	327	2.8%
JORDAN	4	0.0%
KAZAKHSTAN	7	0.1%
Korea, Republic Of	17	0.1%
KOREA, REPUBLIC OF	1	0.0%
KOREA, REPUBLIC OF	10	0.1%
KOSOVO (UNMIK)	2	0.0%
KUWAIT	18	0.2%
KYRGYZSTAN	3	0.0%
Lao People's Dem Republic	3	0.0%
LATVIA	4	0.0%
LEBANON	10	0.1%
LIBYA	1	0.0%
LITHUANIA	2	0.0%
LUXEMBOURG	1	0.0%
MACAO	7	0.1%
MACEDONIA	1	0.0%
MADAGASCAR	2	0.0%
MALAYSIA	21	0.2%
MARTINIQUE	1	0.0%
MAURITANIA	3	0.0%
MAURITIUS	1	0.0%
MEXICO	83	0.7%
MOLDOVA, REPUBLIC OF	3	0.0%
MONGOLIA	9	0.1%
MOROCCO	31	0.3%
MYANMAR	3	0.0%
NAMIBIA	1	0.0%
NEPAL	28	0.2%
NETHERLANDS	3	0.0%
NEW CALEDONIA	1	0.0%
NEW ZEALAND	18	0.2%
NICARAGUA	8	0.1%
NIGER	1	0.0%
NIGERIA	14	0.1%

NORWAY	4	0.0%
OMAN	10	0.1%
PAKISTAN	23	0.2%
PALESTINIAN TERRITORY	4	0.0%
PANAMA	19	0.2%
PARAGUAY	5	0.0%
PEOPLES REP OF CHINA	28	0.2%
PERU	128	1.1%
PHILIPPINES	43	0.4%
POLAND	15	0.1%
PORTUGAL	1	0.0%
Puerto Rico	6	0.1%
OATAR	18	0.2%
ROMANIA	2	0.0%
RUSSIA	8	0.1%
RUSSIAN FEDERATION	17	0.1%
RWANDA	6	0.1%
SAUDI ARABIA	38	0.3%
SENEGAL	3	0.0%
SERBIA	7	0.1%
SIERRA LEONE	1	0.0%
SINGAPORE	14	0.1%
SLOVAKIA	1	0.0%
SOUTH AFRICA	7	0.1%
SOUTH KOREA	22	0.2%
SPAIN	10	0.1%
SRI LANKA	8	0.1%
SUDAN	1	0.0%
SWAZILAND	1	0.0%
SWEDEN	3	0.0%
SWITZERLAND	4	0.0%
SYRIAN ARAB REPUBLIC	1	0.0%
TAIWAN	20	0.2%
TAIWAN ROC	7	0.1%
TANZANIA, UNITED REPUBLIC	1	0.0%
THAILAND	41	0.4%
TRINIDAD AND TOBAGO	2	0.0%
TUNISIA	4	0.0%
TURKEY	69	0.6%
UGANDA	3	0.0%
UKRAINE	9	0.1%
UNITED ARAB EMIRATES	38	0.3%
UNITED KINGDOM	36	0.3%
United States	211	1.8%
UNITED STATES OF AMERICA	11	0.1%
URUGUAY	14	0.1%
US MINOR OUTLYING ISLANDS	1	0.0%
USA		
<i>USA</i>	<i>72</i>	
<i>USA</i>	<i>Alabama</i>	<i>95</i>
<i>USA</i>	<i>Alaska</i>	<i>10</i>
<i>USA</i>	<i>American Embassy</i>	<i>10</i>
<i>USA</i>	<i>Arizona</i>	<i>156</i>
<i>USA</i>	<i>Arkansas</i>	<i>62</i>
<i>USA</i>	<i>Armed Forces</i>	<i>13</i>
<i>USA</i>	<i>Armed Frces Americas</i>	<i>3</i>
<i>USA</i>	<i>British Columbia</i>	<i>1</i>
<i>USA</i>	<i>California</i>	<i>740</i>
<i>USA</i>	<i>Colorado</i>	<i>124</i>
<i>USA</i>	<i>Connecticut</i>	<i>125</i>
<i>USA</i>	<i>Delaware</i>	<i>80</i>

USA	District of Columbia	180	
USA	Florida	311	
USA	Georgia	163	
USA	Hawaii	51	
USA	Idaho	40	
USA	Illinois	305	
USA	Indiana	159	
USA	Iowa	114	
USA	Kansas	135	
USA	Kentucky	64	
USA	Louisiana	44	
USA	Maine	49	
USA	Manitoba	1	
USA	Maryland	486	
USA	Massachusetts	305	
USA	Michigan	248	
USA	Minnesota	124	
USA	Mississippi	55	
USA	Missouri	186	
USA	Montana	13	
USA	Nebraska	54	
USA	Nevada	38	
USA	New Hampshire	54	
USA	New Jersey	256	
USA	New Mexico	43	
USA	New York	645	
USA	North Carolina	170	
USA	North Dakota	19	
USA	Ohio	259	
USA	Oklahoma	54	
USA	Ontario	2	
USA	Oregon	228	
USA	Pennsylvania	371	
USA	Prince Edward Island	1	
USA	Puerto Rico	20	
USA	Rhode Island	54	
USA	Saskatchewan	1	
USA	South Carolina	55	
USA	South Dakota	15	
USA	Tennessee	119	
USA	Texas	382	
USA	Utah	82	
USA	Vermont	59	
USA	Virginia	459	
USA	Washington	355	
USA	West Virginia	33	
USA	Wisconsin	127	
USA	Wyoming	6	
USA		8,485	73.7%
UZBEKISTAN		22	0.2%
VANUATU		2	0.0%
VENEZUELA		29	0.3%
VIET NAM		9	0.1%
VIETNAM		8	0.1%
YEMEN		3	0.0%
Grand Total:		11,506	

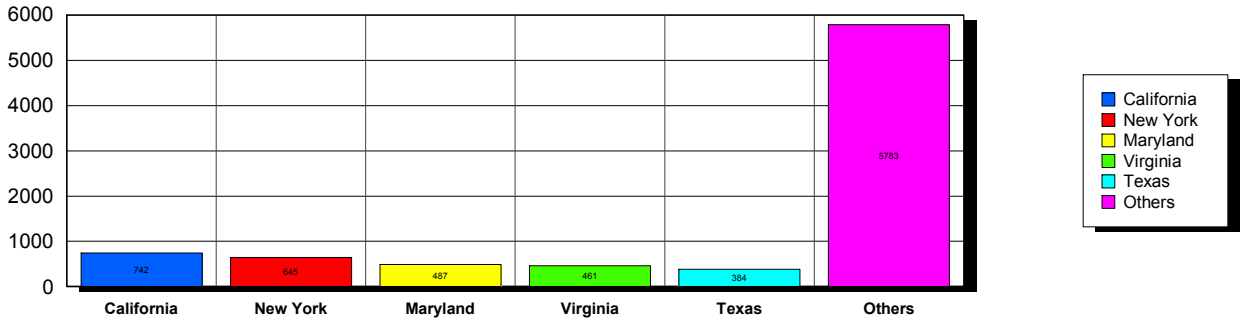
160 distinct countries represented.

12/14/2016

Membership counts by country for members paid through 11/30/2016 or later.

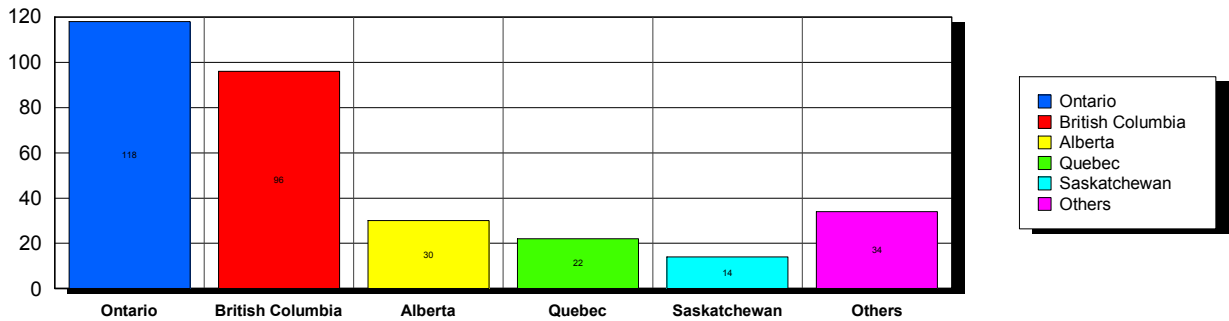
USA

Top 5 States per Country

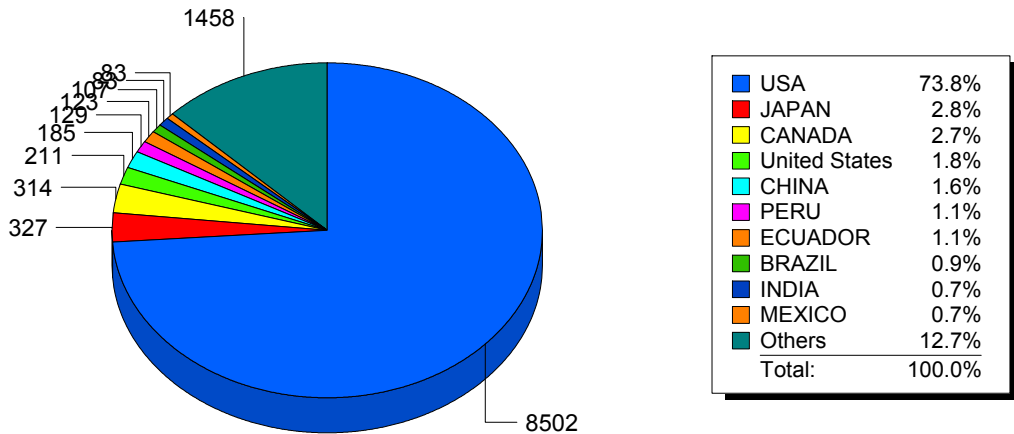


CANADA

Top 5 States per Country



Top 10 Countries



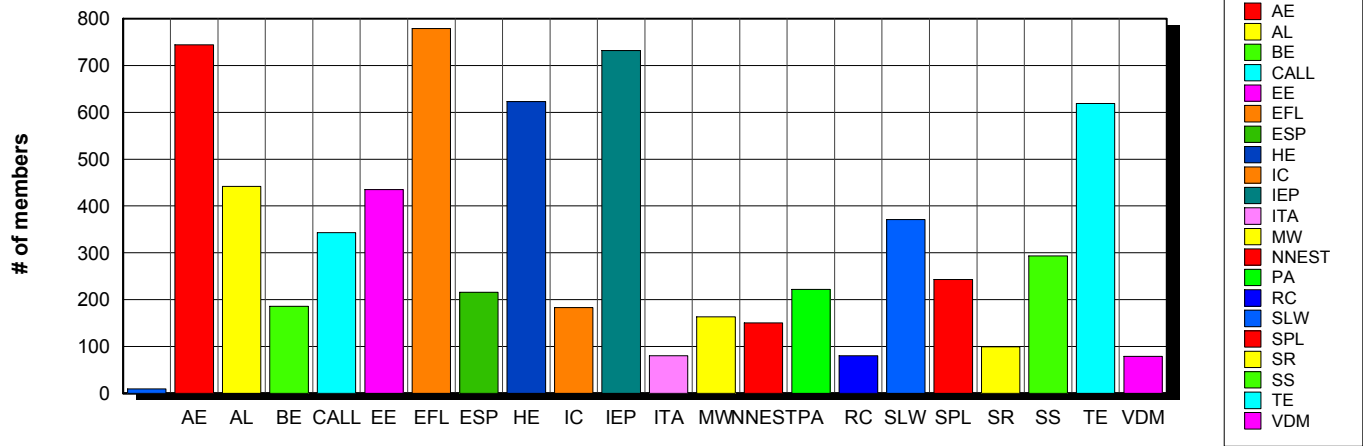
12/14/2016 **Basic statistics on Primary vs. other memberships in interest sections. For members paid through 11/30/2016 or later.**

		<i>Primary versus other</i>		
No Primary Interest Section	0.0%	13	9	4
Adult Education	6.7%	1,955	744	1,211
Applied Linguistics	6.2%	1,801	442	1,359
Bilingual Education	3.4%	992	186	806
Computer-Assisted Language Learning	5.5%	1,605	343	1,262
Elementary Education	3.5%	1,015	435	580
English as a Foreign Language	7.3%	2,119	779	1,340
English for Specific Purposes	4.7%	1,358	216	1,142
Higher Education	6.7%	1,943	623	1,320
Intercultural Communication	5.2%	1,512	183	1,329
Intensive English Programs	6.6%	1,929	732	1,197
International Teaching Assistants	2.1%	598	80	518
Materials Writers	3.6%	1,060	163	897
Nonnative English Speakers in TESOL	3.0%	879	150	729
Program Administration	3.8%	1,098	222	876
Refugee Concerns	2.4%	705	80	625
Second Language Writing	6.6%	1,916	371	1,545
Speech, Pronunciation, and Listening	5.7%	1,654	243	1,411
Social Responsibility	2.4%	692	99	593
Secondary Schools	3.0%	871	293	578
Teacher Education	7.8%	2,274	619	1,655
Video & Digital Media	3.8%	1,091	79	1,012
<i>7,212 distinct members</i>		Total # of IS memberships	29,080	7,091 21,989

The total count is the number of IS memberships total and may either be LESS or MORE than the actual number of individual members of TESOL. Due to open access to Interest Sections, these numbers may fluctuate considerably each month. For instance, one member may have selected four interest sections, while some members may belong to none.

Interest Sections

(Primary)

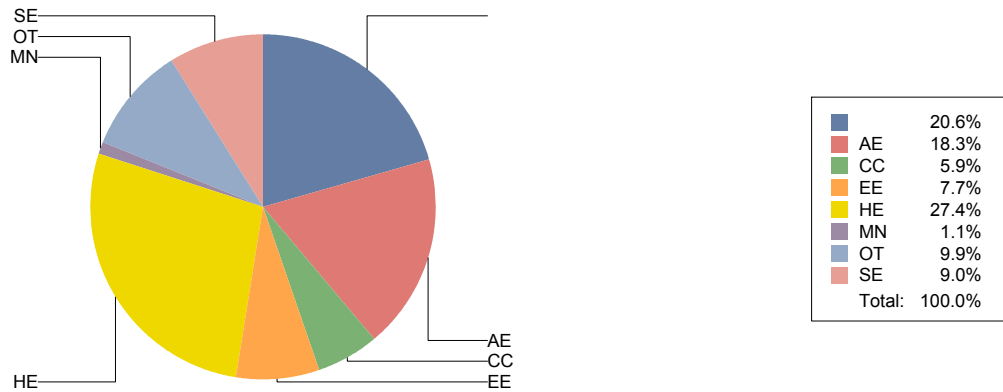


Basic Statistics on Area of Work (Members paid through >= 11/30/2016)

		2,358	20.6%
Adult Education	AE	2,095	18.3%
Community/2yr College	CC	677	5.9%
Elementary Education	EE	885	7.7%
Postsecondary Education	HE	3,140	27.4%
Mainstream	MN	131	1.1%
Other	OT	1,130	9.9%
Secondary Education	SE	1,029	9.0%
		11,445	

Only members who selected an area of work are included on this report. Other members may not have responded to this question and are excluded from the count.

Areas of Work



(Blanks indicate no response)

Statistics on Areas of Interest (Members paid through >= 11/30/2016)

<u>CODE</u>	<u>DESCRIPTION</u>	<u>TOTAL*</u>	<u>% of TOTAL*</u>
TE	Teacher education	1,501	5%
CURRICULUM	Materials development/Curriculum	1,418	4%
EFL	English as a foreign language	1,355	4%
SLA	Second language acquisition	1,329	4%
AL	Applied linguistics	1,282	4%
HE	Higher education	1,275	4%
WRITING	Writing/composition	1,231	4%
CALL	Technology in education	1,208	4%
IC	Multiculturalism/intercultural communications	1,197	4%
IEP	Intensive English programs	1,195	4%
AE	Adult education	1,138	4%
PROFDEV	Professional development	1,091	3%
CONTENT	Content-based instruction	1,059	3%
SP	Speaking/pronunciation	1,009	3%
READING	Reading/literacy	983	3%
GRAMMAR	Grammar	947	3%
ASSESS	Assessment/testing	911	3%
ESP	English for specific purposes	874	3%
RS	Research	832	3%
PA	Program administration	672	2%
VOCAB	Vocabulary/Lexicon	661	2%
DISTANCE	Distance learning/Online Education	653	2%
BE	Bilingual education	611	2%
SOCIAL	Social/global/political concerns	566	2%
LISTEN	Listening	540	2%
ISKILL	Integrated Skills	539	2%
WORKPLACE	Workplace English instruction/Business English	522	2%
VI	Video and digital media	506	2%
EE	Elementary/primary education	494	2%
SS	Secondary education	484	2%
COMMCOLL	Community college/technical ed	426	1%
LINGUISTICS	Theoretical Linguistics	371	1%
RC	Refugee concerns	363	1%
STANDARDS	Standards	347	1%
LIT	Literature	335	1%
ITA	International teaching assistants	328	1%
FAMILY	Community/family outreach	271	1%
NNES	NNES/NES issues	264	1%
EMPLOYMENT	Employment issues/Certification	256	1%
PUBLICPOLICY	Public policy	218	1%
LDSN	Learning Disorders/Special Needs	217	1%
ACCRED	Accreditation	206	1%
MAINSTREAMING	Mainstreaming	188	1%
ARTS	Arts/Media/Science/Math/Social Science	142	0%
STYLISTICS	Stylistics	60	0%

Sorted in order of prevalence.

** Note: Members are encouraged to choose multiple areas of interest and some members do not choose any areas of interest. The total number of distinct members (4,051) represented in this report is less than the total number of active members as indicated elsewhere in this report.*

Areas of interest are separate from official TESOL interest sections. Areas of interest represent distinct areas in which a member may be interested, rather than official entities in which a member is involved.

Areas of interest which have a very low count may be recent additions to the AOI list, or may reflect overall trends in membership.

Statistics on Areas of Expertise (Members paid through >= 11/30/2016)

<u>CODE</u>	<u>DESCRIPTION</u>	<u>TOTAL*</u>	<u>% of TOTAL*</u>
EFL	English as a foreign language	873	6%
CURRICULUM	Materials development/Curriculum	786	5%
AE	Adult education	739	5%
IEP	Intensive English programs	735	5%
WRITING	Writing/composition	732	5%
TE	Teacher education	702	5%
HE	Higher education	674	4%
AL	Applied linguistics	663	4%
SLA	Second language acquisition	577	4%
CONTENT	Content-based instruction	556	4%
GRAMMAR	Grammar	534	4%
IC	Multiculturalism/intercultural communications	470	3%
CALL	Technology in education	453	3%
PROFDEV	Professional development	445	3%
SP	Speaking/pronunciation	432	3%
ESP	English for specific purposes	425	3%
READING	Reading/literacy	412	3%
ASSESS	Assessment/testing	379	3%
PA	Program administration	376	3%
EE	Elementary/primary education	329	2%
ISKILL	Integrated Skills	310	2%
DISTANCE	Distance learning/Online Education	275	2%
COMMCOLL	Community college/technical ed	267	2%
SS	Secondary education	256	2%
RS	Research	255	2%
BE	Bilingual education	235	2%
WORKPLACE	Workplace English instruction/Business English	225	2%
LISTEN	Listening	220	1%
VOCAB	Vocabulary/Lexicon	198	1%
LIT	Literature	165	1%
VI	Video and digital media	136	1%
SOCIAL	Social/global/political concerns	134	1%
ITA	International teaching assistants	120	1%
NNES	NNES/NES issues	117	1%
ACCRED	Accreditation	115	1%
MAINSTREAMING	Mainstreaming	85	1%
RC	Refugee concerns	85	1%
LINGUISTICS	Theoretical Linguistics	83	1%
STANDARDS	Standards	83	1%
FAMILY	Community/family outreach	78	1%
LDSN	Learning Disorders/Special Needs	70	0%
ARTS	Arts/Media/Science/Math/Social Science	69	0%
EMPLOYMENT	Employment issues/Certification	67	0%
PUBLICPOLICY	Public policy	44	0%
STYLISTICS	Stylistics	16	0%

Sorted in order of prevalence.

** Note: Members are encouraged to choose multiple areas of expertise and some members do not choose any areas of expertise. The total number of distinct members (3,284) represented in this report is less than the total number of active members as indicated elsewhere in this report.*

Areas of Expertise are separate from official TESOL interest sections or Areas of Interest. Areas of expertise represent distinct areas in which a member may be experienced in, rather than official entities in which a member is involved.

Areas of interest which have a very low count may be recent additions to the AOI list, or may reflect overall trends in membership.