

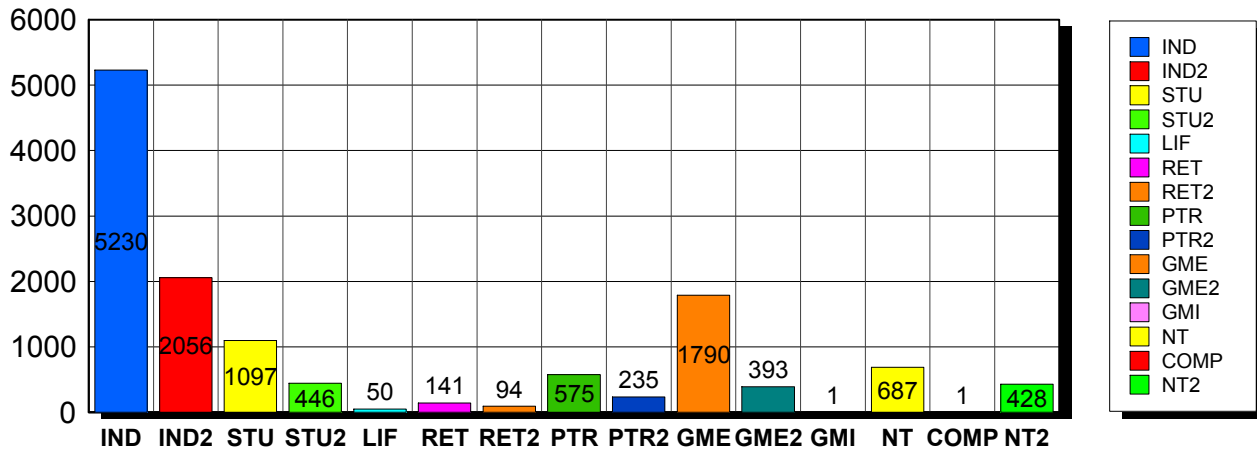
12/11/2014

**Membership Statistics: Grand totals for basic membership, by member type and country**

		<u># Memberships</u>	<u># Members</u>
<b>IND</b>	<b>BASIC</b>		
	Existing Member(s)	5,043	5,043
	New as of 11/1/2014 or later	187	187
<b>IND</b>	<b>BASIC</b>	<b>5,230</b>	<b>5,230</b>
-----			
<b>IND2</b>	<b>BASIC</b>		
	Existing Member(s)	2,041	2,041
	New as of 11/1/2014 or later	15	15
<b>IND2</b>	<b>BASIC</b>	<b>2,056</b>	<b>2,056</b>
-----			
<b>STU</b>	<b>BASIC</b>		
	Existing Member(s)	1,033	1,033
	New as of 11/1/2014 or later	64	64
<b>STU</b>	<b>BASIC</b>	<b>1,097</b>	<b>1,097</b>
-----			
<b>STU2</b>	<b>BASIC</b>		
	Existing Member(s)	436	436
	New as of 11/1/2014 or later	10	10
<b>STU2</b>	<b>BASIC</b>	<b>446</b>	<b>446</b>
-----			
<b>LIF</b>	<b>BASIC</b>		
	Existing Member(s)	50	50
<b>LIF</b>	<b>BASIC</b>	<b>50</b>	<b>50</b>
-----			
<b>RET</b>	<b>BASIC</b>		
	Existing Member(s)	141	141
<b>RET</b>	<b>BASIC</b>	<b>141</b>	<b>141</b>
-----			
<b>RET2</b>	<b>BASIC</b>		
	Existing Member(s)	94	94
<b>RET2</b>	<b>BASIC</b>	<b>94</b>	<b>94</b>
-----			
<b>PTR</b>	<b>BASIC</b>		
	Existing Member(s)	561	561
	New as of 11/1/2014 or later	14	14
<b>PTR</b>	<b>BASIC</b>	<b>575</b>	<b>575</b>
-----			
<b>PTR2</b>	<b>BASIC</b>		
	Existing Member(s)	234	234
	New as of 11/1/2014 or later	1	1
<b>PTR2</b>	<b>BASIC</b>	<b>235</b>	<b>235</b>
-----			
<b>GME</b>	<b>BASIC</b>		
	Existing Member(s)	1,671	1,671
	New as of 11/1/2014 or later	119	119
<b>GME</b>	<b>BASIC</b>	<b>1,790</b>	<b>1,790</b>
-----			
<b>GME2</b>	<b>BASIC</b>		
	Existing Member(s)	388	388
	New as of 11/1/2014 or later	5	5
<b>GME2</b>	<b>BASIC</b>	<b>393</b>	<b>393</b>
-----			
<b>GMI</b>	<b>BASIC</b>		

	Existing Member(s)	1	1
<b>GMI</b>	<b>BASIC</b>	<b>1</b>	<b>1</b>
<hr/>			
<b>NT</b>	<b>BASIC</b>		
	Existing Member(s)	660	660
	New as of 11/1/2014 or later	27	27
<b>NT</b>	<b>BASIC</b>	<b>687</b>	<b>687</b>
<hr/>			
<b>COMP</b>	<b>BASIC</b>		
	Existing Member(s)	1	1
<b>COMP</b>	<b>BASIC</b>	<b>1</b>	<b>1</b>
<hr/>			
<b>NT2</b>	<b>BASIC</b>		
	Existing Member(s)	415	415
	New as of 11/1/2014 or later	13	13
<b>NT2</b>	<b>BASIC</b>	<b>428</b>	<b>428</b>
<hr/>			
<b>Grand Total:</b>		<b>13,224</b>	<b>13,224</b>

## Member Types



Note: in all general statistic reports, joint household memberships are treated as "one" member EXCEPT in the second column of this report, where joints are counted as two people, providing the most accurate count of the number of TESOL members.

		Existing Member(s)	New as of 11/1/2014 or later	Total
COMP	United States	1	0	1
	<b>Total</b>	<b>1</b>	<b>0</b>	<b>1</b>
GME	United States	81	14	95
	ALBANIA	3	0	3
	ALGERIA	3	0	3
	ANGOLA	2	0	2
	ARGENTINA	17	1	18

		Existing Member(s)	New as of 11/1/2014 or later	Total
GME	ARMENIA	1	0	1
	AZERBAIJAN	4	1	5
	BANGLADESH	4	0	4
	BARBADOS	3	0	3
	BELARUS	2	0	2
	BOLIVIA	6	0	6
	BOSNIA AND	1	0	1
	BRAZIL	68	3	71
	BULGARIA	2	0	2
	BURKINA FASO	2	0	2
	CAMBODIA	1	0	1
	CAMEROON	3	0	3
	CANADA	1	0	1
	CHILE	7	0	7
	CHINA	503	58	561
	COLOMBIA	18	0	18
	COSTA RICA	17	0	17
	CROATIA	2	0	2
	CUBA	1	0	1
	DOMINICAN	7	0	7
	ECUADOR	27	5	32
	EGYPT	317	1	318
	EL SALVADOR	12	0	12
	ETHIOPIA	1	0	1
	GEORGIA	7	0	7
	GHANA	1	0	1
	GRENADA	2	0	2
	GUATEMALA	14	0	14
HAITI	12	0	12	
HONDURAS	5	0	5	
HONG KONG	1	0	1	

		Existing Member(s)	New as of 11/1/2014 or later	Total
GME	INDIA	48	2	50
	INDONESIA	7	0	7
	IRAN	5	0	5
	IRAQ	8	0	8
	ISRAEL	1	0	1
	JAMAICA	3	0	3
	JAPAN	1	0	1
	JORDAN	1	0	1
	KAZAKHSTAN	3	0	3
	KOSOVO	1	1	2
	KUWAIT	1	0	1
	KYRGYZSTAN	2	0	2
	LEBANON	3	0	3
	LIBERIA	1	0	1
	MACAO	2	0	2
	MACEDONIA	3	0	3
	MADAGASCAR	6	0	6
	MALAYSIA	8	0	8
	MALI	3	0	3
	MAURITANIA	2	1	3
	MEXICO	71	2	73
	MOLDOVA,	4	0	4
	MONGOLIA	7	21	28
	MOROCCO	25	1	26
	MOZAMBIQUE	1	0	1
	MYANMAR	1	0	1
	NEPAL	9	0	9
	NEW ZEALAND	0	1	1
	NICARAGUA	4	0	4
	NIGER	2	0	2
NIGERIA	10	0	10	

		Existing Member(s)	New as of 11/1/2014 or later	Total
GME	PAKISTAN	9	0	9
	PALESTINIAN	1	0	1
	PANAMA	15	0	15
	PARAGUAY	1	0	1
	PEOPLES REP	6	2	8
	PERU	83	0	83
	PHILIPPINES	9	0	9
	POLAND	4	0	4
	QATAR	1	0	1
	ROMANIA	3	0	3
	RUSSIA	13	1	14
	RUSSIAN	5	0	5
	RWANDA	2	0	2
	SENEGAL	3	0	3
	SOUTH AFRICA	4	0	4
	SOUTH KOREA	1	0	1
	SRI LANKA	1	0	1
	SWAZILAND	1	0	1
	TAIWAN ROC	14	0	14
	TAJIKISTAN	2	0	2
	TANZANIA,	1	0	1
	THAILAND	19	2	21
	TRINIDAD AND	1	0	1
	TUNISIA	16	0	16
	TURKEY	19	1	20
	UKRAINE	1	0	1
	UNITED ARAB	2	0	2
UNITED	2	1	3	
URUGUAY	4	0	4	
UZBEKISTAN	4	0	4	
VANUATU	1	0	1	

		Existing Member(s)	New as of 11/1/2014 or later	Total
GME	VENEZUELA	12	0	12
	VIET NAM	2	0	2
	VIETNAM	3	0	3
	YEMEN	4	0	4
	ZIMBABWE	1	0	1
	<b>Total</b>	<b>1,671</b>	<b>119</b>	<b>1,790</b>
GME2	United States	6	0	6
	AFGHANISTAN	3	0	3
	ALBANIA	7	0	7
	ALGERIA	1	0	1
	ANGOLA	1	0	1
	ARGENTINA	7	0	7
	ARMENIA	2	0	2
	AZERBAIJAN	1	0	1
	BANGLADESH	2	0	2
	BELARUS	1	0	1
	BENIN	2	0	2
	BOLIVIA	2	0	2
	BRAZIL	55	0	55
	BURKINA FASO	2	0	2
	CAMEROON	2	0	2
	CHILE	3	0	3
	CHINA	42	1	43
	COLOMBIA	6	0	6
	COSTA RICA	5	0	5
	DOMINICAN	3	0	3
	ECUADOR	9	0	9
	EGYPT	4	0	4
	EL SALVADOR	1	0	1
	ETHIOPIA	2	0	2
GABON	1	0	1	

		Existing Member(s)	New as of 11/1/2014 or later	Total
GME2	GAMBIA	1	0	1
	GEORGIA	2	0	2
	GERMANY	1	0	1
	GRENADA	1	0	1
	GUATEMALA	1	0	1
	GUINEA	2	0	2
	HONG KONG	1	0	1
	INDIA	16	1	17
	INDONESIA	4	1	5
	IRAN	1	0	1
	IRAQ	2	0	2
	JORDAN	2	0	2
	KAZAKHSTAN	2	0	2
	KENYA	1	0	1
	Korea, Republic	1	0	1
	KOSOVO	1	0	1
	LATVIA	1	0	1
	LEBANON	4	0	4
	LESOTHO	2	0	2
	LIBERIA	1	0	1
	LITHUANIA	1	0	1
	MADAGASCAR	2	0	2
	MALAWI	2	0	2
	MALAYSIA	5	0	5
	MALDIVES	1	0	1
	MALI	1	0	1
MARSHALL	1	0	1	
MAURITIUS	1	0	1	
MEXICO	33	1	34	
MONGOLIA	5	1	6	
MOROCCO	2	0	2	

		Existing Member(s)	New as of 11/1/2014 or later	Total
GME2	MOZAMBIQUE	2	0	2
	NAMIBIA	2	0	2
	NIGERIA	2	0	2
	PAKISTAN	4	0	4
	PALESTINIAN	1	0	1
	PANAMA	5	0	5
	PARAGUAY	1	0	1
	PEOPLES REP	1	0	1
	PERU	4	0	4
	PHILIPPINES	9	0	9
	POLAND	4	0	4
	RUSSIA	3	0	3
	RUSSIAN	3	0	3
	RWANDA	2	0	2
	SENEGAL	1	0	1
	SIERRA LEONE	2	0	2
	SOUTH AFRICA	1	0	1
	SURINAME	1	0	1
	SWAZILAND	1	0	1
	SYRIAN ARAB	1	0	1
	TAIWAN ROC	3	0	3
	TAJIKISTAN	2	0	2
	TANZANIA,	1	0	1
	THAILAND	17	0	17
	TOGO	1	0	1
	TUNISIA	2	0	2
	TURKEY	23	0	23
UGANDA	2	0	2	
URUGUAY	1	0	1	
VANUATU	1	0	1	
VENEZUELA	2	0	2	



		Existing Member(s)	New as of 11/1/2014 or later	Total
GME2	VIET NAM	1	0	1
	VIETNAM	7	0	7
	YEMEN	1	0	1
	ZAMBIA	3	0	3
	<b>Total</b>	<b>388</b>	<b>5</b>	<b>393</b>
GMI	CHILE	1	0	1
	<b>Total</b>	<b>1</b>	<b>0</b>	<b>1</b>
IND	United States	<b>4,297</b>	<b>112</b>	<b>4,409</b>
	AFGHANISTAN	1	0	1
	AUSTRALIA	21	1	22
	AUSTRIA	1	0	1
	BAHRAIN	2	0	2
	BELGIUM	2	0	2
	BERMUDA	1	0	1
	BRAZIL	9	0	9
	CANADA	207	48	255
	CHILE	4	0	4
	CHINA	3	0	3
	COLOMBIA	3	0	3
	COSTA RICA	3	0	3
	CYPRUS	2	0	2
	CZECH	5	0	5
	DENMARK	1	0	1
	DOMINICAN	1	0	1
	EGYPT	1	1	2
	FINLAND	0	1	1
	FRANCE	4	0	4
	GERMANY	8	0	8
	GREECE	6	0	6
	GUAM	1	0	1
HONG KONG	1	0	1	

		Existing Member(s)	New as of 11/1/2014 or later	Total
IND	HONG KONG	3	0	3
	HUNGARY	1	0	1
	ICELAND	1	0	1
	INDIA	1	0	1
	IRAN, ISLAMIC	1	0	1
	IRAQ	1	0	1
	IRELAND	2	0	2
	ISRAEL	5	0	5
	ITALY	8	0	8
	JAPAN	254	6	260
	Korea, Republic	8	2	10
	KOREA,	8	0	8
	KUWAIT	5	0	5
	LUXEMBOURG	1	0	1
	MACAO	2	0	2
	MALAYSIA	5	0	5
	MARSHALL	1	0	1
	MEXICO	8	0	8
	MOLDOVA,	1	0	1
	MONGOLIA	1	0	1
	NETHERLAND	1	0	1
	NEW ZEALAND	9	0	9
	NORWAY	2	0	2
	OMAN	6	0	6
	PAKISTAN	1	0	1
	PERU	1	0	1
	QATAR	17	0	17
RUSSIAN	1	0	1	
SAUDI ARABIA	19	2	21	
SINGAPORE	3	0	3	
SOUTH KOREA	11	2	13	

		Existing Member(s)	New as of 11/1/2014 or later	Total
IND	SPAIN	5	0	5
	SWEDEN	4	2	6
	TAIWAN	4	0	4
	TAIWAN ROC	0	1	1
	THAILAND	1	0	1
	TURKEY	3	0	3
	UGANDA	1	0	1
	UNITED ARAB	24	6	30
	UNITED	20	3	23
	URUGUAY	2	0	2
	US MINOR	3	0	3
	VIET NAM	1	0	1
	VIETNAM	2	0	2
	YEMEN	1	0	1
	<b>Total</b>	<b>5,043</b>	<b>187</b>	<b>5,230</b>
IND2	United States	1,673	12	1,685
	AFGHANISTAN	1	0	1
	AUSTRALIA	14	0	14
	AUSTRIA	2	0	2
	BAHRAIN	2	1	3
	BENIN	1	0	1
	BOLIVIA	1	0	1
	BRAZIL	5	0	5
	CANADA	93	1	94
	CAYMAN	1	0	1
	CHINA	2	0	2
	COLOMBIA	1	0	1
	CYPRUS	1	0	1
	DENMARK	1	0	1
	FINLAND	1	0	1
	FRANCE	1	0	1

		Existing Member(s)	New as of 11/1/2014 or later	Total
IND2	GERMANY	6	0	6
	GREECE	1	0	1
	HONG KONG	7	0	7
	HONG KONG	7	0	7
	INDIA	2	0	2
	ISRAEL	3	0	3
	ITALY	3	0	3
	JAPAN	96	0	96
	KAZAKHSTAN	1	0	1
	Korea, Republic	3	0	3
	KOREA,	3	1	4
	KUWAIT	5	0	5
	LEBANON	1	0	1
	MACAO	4	0	4
	MALAYSIA	2	0	2
	MARTINIQUE	1	0	1
	NETHERLAND	1	0	1
	NEW	1	0	1
	NEW ZEALAND	3	0	3
	NIGERIA	2	0	2
	NORWAY	1	0	1
	OMAN	1	0	1
	QATAR	14	0	14
	ROMANIA	1	0	1
	RUSSIAN	1	0	1
	SAUDI ARABIA	13	0	13
	SINGAPORE	2	0	2
	SLOVAKIA	2	0	2
	SOUTH KOREA	8	0	8
	SPAIN	3	0	3
SWEDEN	1	0	1	

		Existing Member(s)	New as of 11/1/2014 or later	Total
IND2	SWITZERLAND	4	0	4
	TAIWAN	6	0	6
	TAIWAN ROC	1	0	1
	THAILAND	2	0	2
	TURKEY	2	0	2
	UKRAINE	1	0	1
	UNITED ARAB	14	0	14
	UNITED	7	0	7
	US MINOR	2	0	2
	VENEZUELA	2	0	2
	Virgin Islands,	1	0	1
	<b>Total</b>	<b>2,041</b>	<b>15</b>	<b>2,056</b>
LIF	United States	41	0	41
	AUSTRALIA	1	0	1
	CANADA	2	0	2
	EGYPT	1	0	1
	ISRAEL	1	0	1
	JAPAN	1	0	1
	UNITED ARAB	1	0	1
	UNITED	2	0	2
	<b>Total</b>	<b>50</b>	<b>0</b>	<b>50</b>
NT	United States	600	22	622
	AUSTRALIA	5	0	5
	BRAZIL	1	0	1
	BURUNDI	1	0	1
	CANADA	15	3	18
	COLOMBIA	1	0	1
	COSTA RICA	1	0	1
	FRANCE	1	0	1
	GERMANY	1	0	1
	GREECE	1	0	1

		Existing Member(s)	New as of 11/1/2014 or later	Total
NT	GUAM	0	1	1
	HONG KONG	1	0	1
	INDIA	1	0	1
	ISRAEL	2	0	2
	ITALY	1	0	1
	JAPAN	6	0	6
	Korea, Republic	1	0	1
	KOREA,	1	0	1
	MALAYSIA	1	0	1
	NEW ZEALAND	1	0	1
	OMAN	1	0	1
	Puerto Rico	0	1	1
	RUSSIA	1	0	1
	SAUDI ARABIA	8	0	8
	SOUTH KOREA	2	0	2
	SWEDEN	1	0	1
	TURKEY	1	0	1
	UNITED	4	0	4
	<b>Total</b>	<b>660</b>	<b>27</b>	<b>687</b>
NT2	United States	377	11	388
	AUSTRALIA	6	0	6
	CANADA	4	1	5
	CHINA	1	0	1
	GERMANY	3	0	3
	HONG KONG	2	0	2
	JAPAN	8	0	8
	KOREA,	2	0	2
	KUWAIT	2	0	2
	MACAO	1	0	1
	MOROCCO	1	0	1
	NORWAY	1	0	1

		Existing Member(s)	New as of 11/1/2014 or later	Total
NT2	SAUDI ARABIA	1	0	1
	SOUTH KOREA	1	1	2
	SWITZERLAND	1	0	1
	TAIWAN	3	0	3
	UNITED ARAB	1	0	1
	<b>Total</b>	<b>415</b>	<b>13</b>	<b>428</b>
PTR	United States	467	11	478
	AUSTRALIA	2	0	2
	BRAZIL	0	1	1
	CANADA	15	0	15
	CAYMAN	1	0	1
	CHINA	3	0	3
	COLOMBIA	3	0	3
	COSTA RICA	3	0	3
	DOMINICAN	1	0	1
	ECUADOR	8	1	9
	GEORGIA	1	0	1
	GERMANY	1	0	1
	HONG KONG	1	0	1
	INDIA	1	0	1
	INDONESIA	1	0	1
	ISRAEL	1	0	1
	JAPAN	12	0	12
	KOREA,	2	0	2
	MEXICO	5	0	5
	NEPAL	1	0	1
	NEW ZEALAND	1	0	1
	PAKISTAN	1	0	1
	PANAMA	1	0	1
PERU	3	0	3	
PHILIPPINES	2	0	2	

		Existing Member(s)	New as of 11/1/2014 or later	Total
PTR	Puerto Rico	1	0	1
	SAUDI ARABIA	3	0	3
	SOUTH AFRICA	1	0	1
	SOUTH KOREA	1	0	1
	TAIWAN	2	0	2
	TAIWAN ROC	0	1	1
	THAILAND	1	0	1
	TURKEY	1	0	1
	UKRAINE	1	0	1
	UNITED ARAB	1	0	1
	UNITED	8	0	8
	VENEZUELA	1	0	1
	VIET NAM	1	0	1
	VIETNAM	2	0	2
	<b>Total</b>	<b>561</b>	<b>14</b>	<b>575</b>
PTR2	United States	183	1	184
	ARGENTINA	1	0	1
	ARMENIA	1	0	1
	AUSTRALIA	1	0	1
	CANADA	7	0	7
	CHILE	1	0	1
	CHINA	3	0	3
	COLOMBIA	1	0	1
	CZECH	1	0	1
	GERMANY	1	0	1
	GREECE	1	0	1
	INDIA	1	0	1
	INDONESIA	1	0	1
	ISRAEL	1	0	1
	JAPAN	8	0	8
MACAO	1	0	1	



		Existing Member(s)	New as of 11/1/2014 or later	Total
PTR2	MEXICO	3	0	3
	PAKISTAN	1	0	1
	POLAND	1	0	1
	QATAR	1	0	1
	SAUDI ARABIA	7	0	7
	TAIWAN	3	0	3
	THAILAND	1	0	1
	TURKEY	4	0	4
	<b>Total</b>	<b>234</b>	<b>1</b>	<b>235</b>
RET	United States	130	0	130
	BRAZIL	1	0	1
	CANADA	2	0	2
	COLOMBIA	1	0	1
	GERMANY	2	0	2
	HONG KONG	1	0	1
	ISRAEL	1	0	1
	JAPAN	1	0	1
	PORTUGAL	1	0	1
	UNITED	1	0	1
	<b>Total</b>	<b>141</b>	<b>0</b>	<b>141</b>
RET2	United States	84	0	84
	AUSTRALIA	1	0	1
	CANADA	1	0	1
	ISRAEL	2	0	2
	ITALY	1	0	1
	JAPAN	4	0	4
	SPAIN	1	0	1
	<b>Total</b>	<b>94</b>	<b>0</b>	<b>94</b>
STU	United States	890	40	930
	AMERICAN	1	0	1
	AUSTRALIA	7	0	7

		Existing Member(s)	New as of 11/1/2014 or later	Total
STU	BRAZIL	1	0	1
	CAMBODIA	1	0	1
	CANADA	31	3	34
	CHINA	7	0	7
	COSTA RICA	1	0	1
	ECUADOR	1	0	1
	FRANCE	1	0	1
	GERMANY	2	0	2
	GUAM	1	0	1
	GUATEMALA	1	0	1
	INDIA	1	0	1
	IRAQ	1	0	1
	ITALY	1	0	1
	JAPAN	16	2	18
	Korea, Republic	2	0	2
	KOREA,	1	0	1
	KUWAIT	1	0	1
	MEXICO	14	0	14
	PHILIPPINES	1	0	1
	PORTUGAL	1	0	1
	SAUDI ARABIA	3	0	3
	SOUTH KOREA	4	0	4
	SPAIN	1	0	1
	SRI LANKA	1	0	1
	THAILAND	24	19	43
	TUNISIA	2	0	2
	TURKEY	8	0	8
	UGANDA	1	0	1
	UKRAINE	1	0	1
	UNITED ARAB	1	0	1
UNITED	2	0	2	

		Existing Member(s)	New as of 11/1/2014 or later	Total
STU	YEMEN	1	0	1
	<b>Total</b>	<b>1,033</b>	<b>64</b>	<b>1,097</b>
STU2	United States	381	8	389
	AUSTRALIA	6	0	6
	BRAZIL	1	0	1
	CANADA	19	2	21
	CHILE	1	0	1
	CHINA	1	0	1
	INDONESIA	1	0	1
	ISRAEL	2	0	2
	JAPAN	7	0	7
	Korea, Republic	1	0	1
	KOREA,	2	0	2
	LEBANON	1	0	1
	MACAO	1	0	1
	MALAYSIA	1	0	1
	MEXICO	2	0	2
	NEW ZEALAND	3	0	3
	Puerto Rico	1	0	1
	SAUDI ARABIA	1	0	1
	UNITED	4	0	4
	<b>Total</b>	<b>436</b>	<b>10</b>	<b>446</b>
<b>Total</b>		<b>12,769</b>	<b>455</b>	<b>13,224</b>

This report is based on members paid through 11/30/2014 or later.

Country/State/Province	Total	
AFGHANISTAN	5	0.0%
ALBANIA	10	0.1%
ALGERIA	4	0.0%
AMERICAN SAMOA	1	0.0%
ANGOLA	3	0.0%
ARGENTINA	26	0.2%
ARMENIA	4	0.0%
AUSTRALIA	65	0.5%
AUSTRIA	3	0.0%
AZERBAIJAN	6	0.0%
BAHRAIN	5	0.0%
BANGLADESH	6	0.0%
BARBADOS	3	0.0%
BELARUS	3	0.0%
BELGIUM	2	0.0%
BENIN	3	0.0%
BERMUDA	1	0.0%
BOLIVIA	9	0.1%
BOSNIA AND HERZEGOVINA	1	0.0%
BRAZIL	145	1.1%
BULGARIA	2	0.0%
BURKINA FASO	4	0.0%
BURUNDI	1	0.0%
CAMBODIA	2	0.0%
CAMEROON	5	0.0%
CANADA		
CANADA	10	
CANADA Alberta	63	
CANADA British Columbia	159	
CANADA Manitoba	14	
CANADA New Brunswick	13	
CANADA Newfoundland	3	
CANADA Nova Scotia	12	
CANADA Ohio	1	
CANADA Ontario	136	
CANADA Quebec	24	
CANADA Saskatchewan	20	
CANADA	455	3.4%
CAYMAN ISLANDS	2	0.0%
CHILE	17	0.1%
CHINA	624	4.7%
COLOMBIA	34	0.3%
COSTA RICA	30	0.2%
CROATIA	2	0.0%
CUBA	1	0.0%
CYPRUS	3	0.0%
CZECH REPUBLIC	6	0.0%
DENMARK	2	0.0%
DOMINICAN REPUBLIC	12	0.1%
ECUADOR	51	0.4%
EGYPT	325	2.5%
EL SALVADOR	13	0.1%
ETHIOPIA	3	0.0%
FINLAND	2	0.0%
FRANCE	7	0.1%
GABON	1	0.0%
GAMBIA	1	0.0%

GEORGIA	10	0.1%
GERMANY	25	0.2%
GHANA	1	0.0%
GREECE	9	0.1%
GRENADA	3	0.0%
GUAM	3	0.0%
GUATEMALA	16	0.1%
GUINEA	2	0.0%
HAITI	12	0.1%
HONDURAS	5	0.0%
HONG KONG	12	0.1%
HONG KONG SAR CHINA	13	0.1%
HUNGARY	1	0.0%
ICELAND	1	0.0%
INDIA	74	0.6%
INDONESIA	15	0.1%
IRAN	6	0.0%
IRAN, ISLAMIC REPUBLIC OF	1	0.0%
IRAQ	12	0.1%
IRELAND	2	0.0%
ISRAEL	19	0.1%
ITALY	14	0.1%
JAMAICA	3	0.0%
JAPAN	422	3.2%
JORDAN	3	0.0%
KAZAKHSTAN	6	0.0%
KENYA	1	0.0%
Korea, Republic Of	18	0.1%
KOREA, REPUBLIC OF	20	0.2%
KOSOVO (UNMIK)	3	0.0%
KUWAIT	14	0.1%
KYRGYZSTAN	2	0.0%
LATVIA	1	0.0%
LEBANON	9	0.1%
LESOTHO	2	0.0%
LIBERIA	2	0.0%
LITHUANIA	1	0.0%
LUXEMBOURG	1	0.0%
MACAO	11	0.1%
MACEDONIA	3	0.0%
MADAGASCAR	8	0.1%
MALAWI	2	0.0%
MALAYSIA	22	0.2%
MALDIVES	1	0.0%
MALI	4	0.0%
MARSHALL ISLANDS	2	0.0%
MARTINIQUE	1	0.0%
MAURITANIA	3	0.0%
MAURITIUS	1	0.0%
MEXICO	139	1.1%
MOLDOVA, REPUBLIC OF	5	0.0%
MONGOLIA	35	0.3%
MOROCCO	29	0.2%
MOZAMBIOUE	3	0.0%
MYANMAR	1	0.0%
NAMIBIA	2	0.0%
NEPAL	10	0.1%
NETHERLANDS	2	0.0%
NEW CALEDONIA	1	0.0%
NEW ZEALAND	18	0.1%
NICARAGUA	4	0.0%

<b>NIGER</b>	<b>2</b>	<b>0.0%</b>
<b>NIGERIA</b>	<b>14</b>	<b>0.1%</b>
<b>NORWAY</b>	<b>4</b>	<b>0.0%</b>
<b>OMAN</b>	<b>8</b>	<b>0.1%</b>
<b>PAKISTAN</b>	<b>16</b>	<b>0.1%</b>
<b>PALESTINIAN TERRITORY</b>	<b>2</b>	<b>0.0%</b>
<b>PANAMA</b>	<b>21</b>	<b>0.2%</b>
<b>PARAGUAY</b>	<b>2</b>	<b>0.0%</b>
<b>PEOPLES REP OF CHINA</b>	<b>9</b>	<b>0.1%</b>
<b>PERU</b>	<b>91</b>	<b>0.7%</b>
<b>PHILIPPINES</b>	<b>21</b>	<b>0.2%</b>
<b>POLAND</b>	<b>9</b>	<b>0.1%</b>
<b>PORTUGAL</b>	<b>2</b>	<b>0.0%</b>
<b>Puerto Rico</b>	<b>3</b>	<b>0.0%</b>
<b>QATAR</b>	<b>33</b>	<b>0.2%</b>
<b>ROMANIA</b>	<b>4</b>	<b>0.0%</b>
<b>RUSSIA</b>	<b>18</b>	<b>0.1%</b>
<b>RUSSIAN FEDERATION</b>	<b>10</b>	<b>0.1%</b>
<b>RWANDA</b>	<b>4</b>	<b>0.0%</b>
<b>SAUDI ARABIA</b>	<b>57</b>	<b>0.4%</b>
<b>SENEGAL</b>	<b>4</b>	<b>0.0%</b>
<b>SIERRA LEONE</b>	<b>2</b>	<b>0.0%</b>
<b>SINGAPORE</b>	<b>5</b>	<b>0.0%</b>
<b>SLOVAKIA</b>	<b>2</b>	<b>0.0%</b>
<b>SOUTH AFRICA</b>	<b>6</b>	<b>0.0%</b>
<b>SOUTH KOREA</b>	<b>31</b>	<b>0.2%</b>
<b>SPAIN</b>	<b>10</b>	<b>0.1%</b>
<b>SRI LANKA</b>	<b>2</b>	<b>0.0%</b>
<b>SURINAME</b>	<b>1</b>	<b>0.0%</b>
<b>SWAZILAND</b>	<b>2</b>	<b>0.0%</b>
<b>SWEDEN</b>	<b>8</b>	<b>0.1%</b>
<b>SWITZERLAND</b>	<b>5</b>	<b>0.0%</b>
<b>SYRIAN ARAB REPUBLIC</b>	<b>1</b>	<b>0.0%</b>
<b>TAIWAN</b>	<b>18</b>	<b>0.1%</b>
<b>TAIWAN ROC</b>	<b>20</b>	<b>0.2%</b>
<b>TAJIKISTAN</b>	<b>4</b>	<b>0.0%</b>
<b>TANZANIA, UNITED REPUBLIC</b>	<b>2</b>	<b>0.0%</b>
<b>THAILAND</b>	<b>86</b>	<b>0.7%</b>
<b>TOGO</b>	<b>1</b>	<b>0.0%</b>
<b>TRINIDAD AND TOBAGO</b>	<b>1</b>	<b>0.0%</b>
<b>TUNISIA</b>	<b>20</b>	<b>0.2%</b>
<b>TURKEY</b>	<b>62</b>	<b>0.5%</b>
<b>UGANDA</b>	<b>4</b>	<b>0.0%</b>
<b>UKRAINE</b>	<b>4</b>	<b>0.0%</b>
<b>UNITED ARAB EMIRATES</b>	<b>50</b>	<b>0.4%</b>
<b>UNITED KINGDOM</b>	<b>54</b>	<b>0.4%</b>
<b>URUGUAY</b>	<b>7</b>	<b>0.1%</b>
<b>US MINOR OUTLYING ISLANDS</b>	<b>5</b>	<b>0.0%</b>
<b>USA</b>		
<i>USA</i>	<i>69</i>	
<i>USA</i>	<i>Alabama</i>	<i>79</i>
<i>USA</i>	<i>Alaska</i>	<i>16</i>
<i>USA</i>	<i>American Embassy</i>	<i>12</i>
<i>USA</i>	<i>Arizona</i>	<i>217</i>
<i>USA</i>	<i>Arkansas</i>	<i>81</i>
<i>USA</i>	<i>Armed Forces</i>	<i>9</i>
<i>USA</i>	<i>Armed Frces Americas</i>	<i>3</i>
<i>USA</i>	<i>British Columbia</i>	<i>4</i>
<i>USA</i>	<i>California</i>	<i>929</i>
<i>USA</i>	<i>Colorado</i>	<i>177</i>
<i>USA</i>	<i>Connecticut</i>	<i>122</i>

USA	Delaware	50	
USA	District of Columbia	163	
USA	Florida	344	
USA	Georgia	175	
USA	Guam	2	
USA	Hawaii	72	
USA	Idaho	56	
USA	Illinois	367	
USA	Indiana	164	
USA	Iowa	86	
USA	Kansas	161	
USA	Kentucky	84	
USA	Louisiana	43	
USA	Maine	35	
USA	Marshall Islands	1	
USA	Maryland	287	
USA	Massachusetts	317	
USA	Michigan	260	
USA	Minnesota	151	
USA	Mississippi	59	
USA	Missouri	180	
USA	Montana	27	
USA	Nebraska	51	
USA	Nevada	48	
USA	New Hampshire	61	
USA	New Jersey	256	
USA	New Mexico	56	
USA	New York	671	
USA	North Carolina	169	
USA	North Dakota	19	
USA	Nunavut	1	
USA	Ohio	280	
USA	Oklahoma	70	
USA	Ontario	6	
USA	Oregon	554	
USA	Pennsylvania	330	
USA	Puerto Rico	18	
USA	Quebec	1	
USA	Rhode Island	42	
USA	South Carolina	47	
USA	South Dakota	7	
USA	Tennessee	110	
USA	Texas	488	
USA	Utah	101	
USA	Vermont	57	
USA	Virgin Islands	3	
USA	Virginia	380	
USA	Washington	625	
USA	West Virginia	28	
USA	Wisconsin	146	
USA	Wyoming	14	
USA	Yukon Territory	1	
<b>USA</b>		<b>9,442</b>	<b>71.4%</b>
<b>UZBEKISTAN</b>		<b>4</b>	<b>0.0%</b>
<b>VANUATU</b>		<b>2</b>	<b>0.0%</b>
<b>VENEZUELA</b>		<b>17</b>	<b>0.1%</b>
<b>VIET NAM</b>		<b>5</b>	<b>0.0%</b>
<b>VIETNAM</b>		<b>14</b>	<b>0.1%</b>
<b>Virgin Islands, US</b>		<b>1</b>	<b>0.0%</b>

<b>YEMEN</b>	<b>7</b>	<b>0.1%</b>
<b>ZAMBIA</b>	<b>3</b>	<b>0.0%</b>
<b>ZIMBABWE</b>	<b>1</b>	<b>0.0%</b>
<b>Grand Total:</b>	<b>13,224</b>	

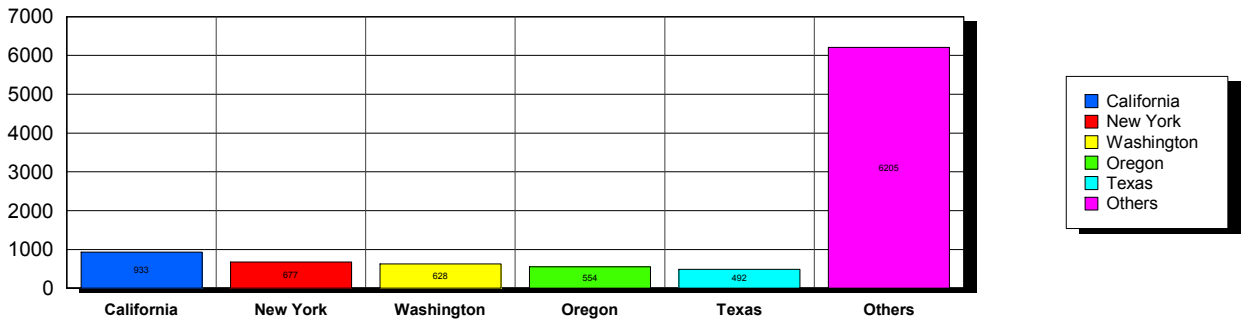
**164** distinct countries represented.

02-geographic.rpt 11/30/2014



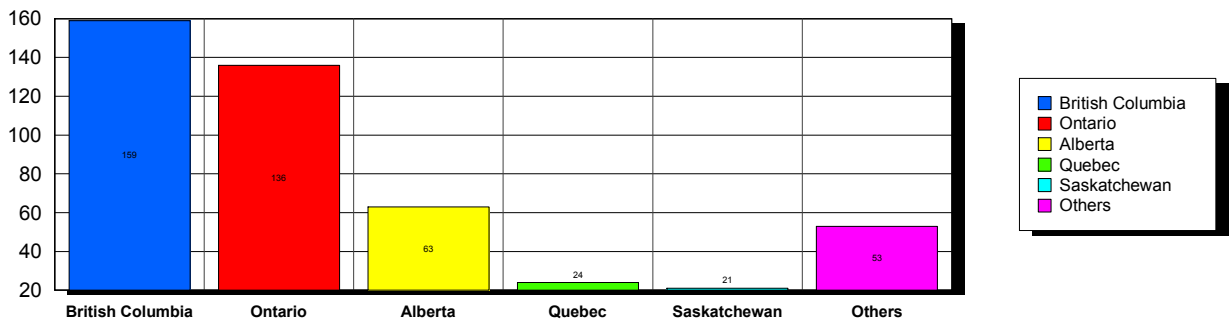
USA

Top 5 States per Country

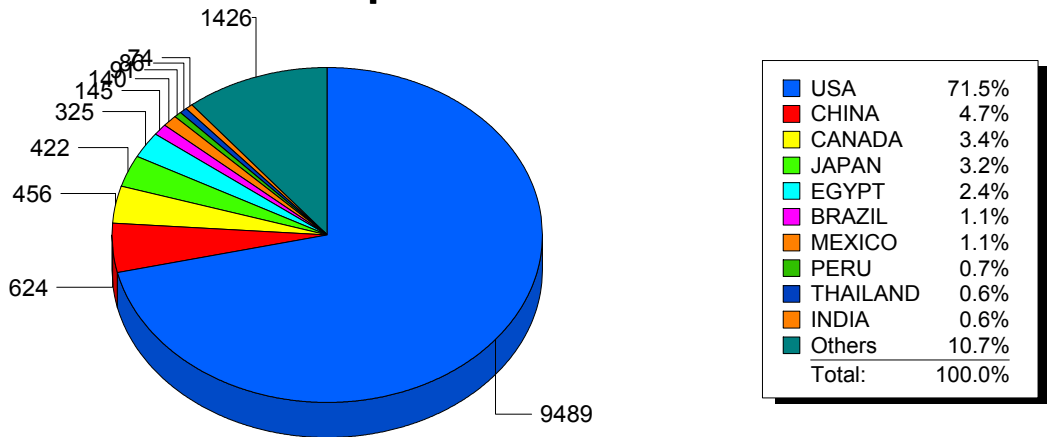


CANADA

Top 5 States per Country



Top 10 Countries



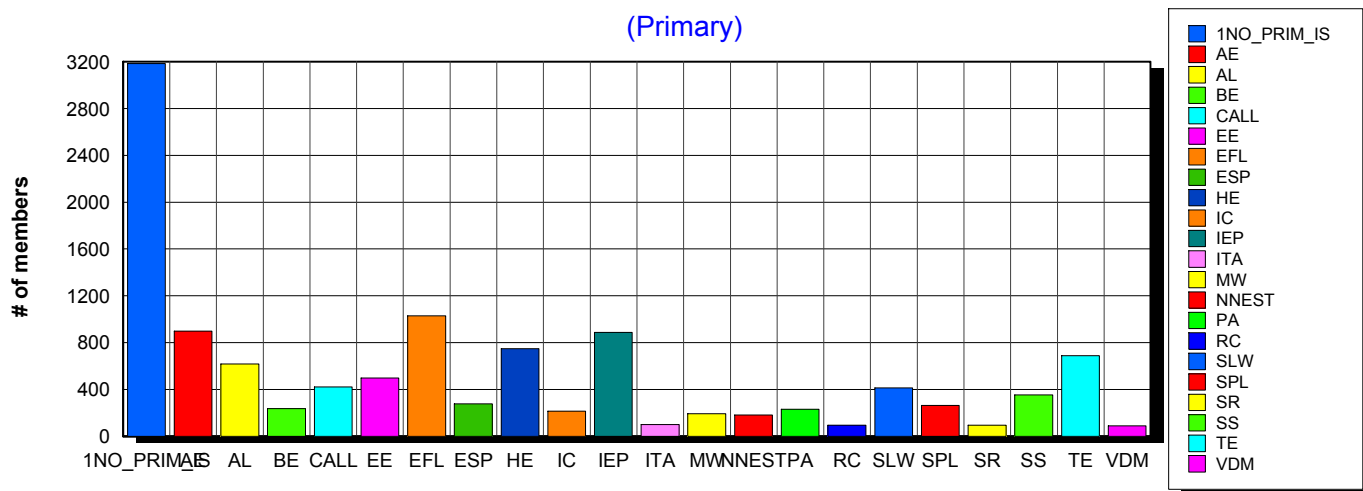
12/11/2014 **Basic statistics on Primary vs. other memberships in interest sections. For members paid through 11/30/2014 or later.**

		<i>Primary versus other</i>			
No Primary Interest Section	8.8%	3,203	3,185	18	
Adult Education	6.1%	2,241	897	1,344	
Applied Linguistics	5.7%	2,076	617	1,459	
Bilingual Education	3.1%	1,140	236	904	
Computer-Assisted Language Learning	5.2%	1,903	421	1,482	
Elementary Education	3.2%	1,151	497	654	
English as a Foreign Language	7.2%	2,617	1,028	1,589	
English for Specific Purposes	4.3%	1,555	276	1,279	
Higher Education	6.1%	2,211	749	1,462	
Intercultural Communication	4.6%	1,692	213	1,479	
Intensive English Programs	6.2%	2,245	887	1,358	
International Teaching Assistants	2.0%	713	99	614	
Materials Writers	3.3%	1,203	193	1,010	
Nonnative English Speakers in TESOL	2.8%	1,013	181	832	
Program Administration	3.2%	1,166	231	935	
Refugee Concerns	2.0%	732	94	638	
Second Language Writing	6.1%	2,207	414	1,793	
Speech, Pronunciation, and Listening	5.3%	1,918	262	1,656	
Social Responsibility	2.0%	720	94	626	
Secondary Schools	2.8%	1,008	353	655	
Teacher Education	6.9%	2,512	688	1,824	
Video & Digital Media	3.4%	1,244	90	1,154	
<i>11,732 distinct members</i>		<b>Total # of IS memberships</b>	<b>36,470</b>	<i>11,705</i>	<i>24,765</i>

The total count is the number of IS memberships total and may either be LESS or MORE than the actual number of individual members of TESOL. Due to open access to Interest Sections, these numbers may fluctuate considerably each month. For instance, one member may have selected four interest sections, while some members may belong to none.

## Interest Sections

(Primary)

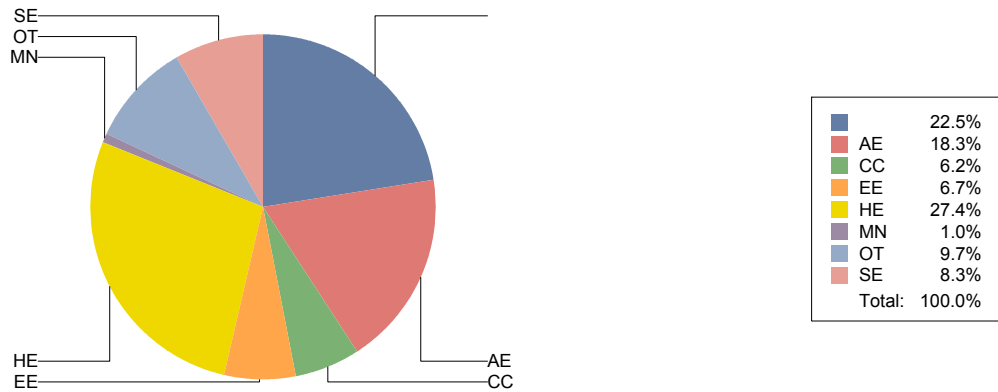


## Basic Statistics on Area of Work (Members paid through >= 11/30/2014)

		2,932	22.5%
Adult Education	AE	2,378	18.3%
Community/2yr College	CC	804	6.2%
Elementary Education	EE	873	6.7%
Postsecondary Education	HE	3,566	27.4%
Mainstream	MN	124	1.0%
Other	OT	1,265	9.7%
Secondary Education	SE	1,074	8.3%
		<b>13,016</b>	

Only members who selected an area of work are included on this report. Other members may not have responded to this question and are excluded from the count.

### Areas of Work



(Blanks indicate no response)

## Statistics on Areas of Interest (Members paid through >= 11/30/2014)

<u>CODE</u>	<u>DESCRIPTION</u>	<u>TOTAL*</u>	<u>% of TOTAL*</u>
TE	Teacher education	1,890	4%
CURRICULUM	Materials development/Curriculum	1,867	4%
EFL	English as a foreign language	1,836	4%
SLA	Second language acquisition	1,748	4%
AL	Applied linguistics	1,677	4%
WRITING	Writing/composition	1,659	4%
HE	Higher education	1,624	4%
CALL	Technology in education	1,618	4%
IEP	Intensive English programs	1,597	4%
IC	Multiculturalism/intercultural communications	1,587	4%
AE	Adult education	1,566	4%
CONTENT	Content-based instruction	1,425	3%
PROFDEV	Professional development	1,399	3%
READING	Reading/literacy	1,304	3%
SP	Speaking/pronunciation	1,298	3%
ASSESS	Assessment/testing	1,253	3%
GRAMMAR	Grammar	1,253	3%
ESP	English for specific purposes	1,154	3%
RS	Research	1,057	2%
DISTANCE	Distance learning/Online Education	875	2%
VOCAB	Vocabulary/Lexicon	866	2%
BE	Bilingual education	850	2%
PA	Program administration	831	2%
SOCIAL	Social/global/political concerns	741	2%
ISKILL	Integrated Skills	728	2%
WORKPLACE	Workplace English instruction/Business English	723	2%
LISTEN	Listening	700	2%
VI	Video and digital media	676	2%
EE	Elementary/primary education	643	2%
SS	Secondary education	639	2%
COMMCOLL	Community college/technical ed	569	1%
RC	Refugee concerns	501	1%
LINGUISTICS	Theoretical Linguistics	469	1%
STANDARDS	Standards	469	1%
LIT	Literature	445	1%
ITA	International teaching assistants	443	1%
FAMILY	Community/family outreach	363	1%
EMPLOYMENT	Employment issues/Certification	345	1%
NNES	NNES/NES issues	312	1%
LDSN	Learning Disorders/Special Needs	298	1%
PUBLICPOLICY	Public policy	294	1%
ACCRED	Accreditation	271	1%
MAINSTREAMING	Mainstreaming	240	1%
ARTS	Arts/Media/Science/Math/Social Science	209	0%
STYLISTICS	Stylistics	86	0%

Sorted in order of prevalence.

*\* Note: Members are encouraged to choose multiple areas of interest and some members do not choose any areas of interest. The total number of distinct members (5,426) represented in this report is less than the total number of active members as indicated elsewhere in this report.*

*Areas of interest are separate from official TESOL interest sections. Areas of interest represent distinct areas in which a member may be interested, rather than official entities in which a member is involved.*

*Areas of interest which have a very low count may be recent additions to the AOI list, or may reflect overall trends in membership.*

## Statistics on Areas of Expertise (Members paid through >= 11/30/2014)

<u>CODE</u>	<u>DESCRIPTION</u>	<u>TOTAL*</u>	<u>% of TOTAL*</u>
EFL	English as a foreign language	1,168	6%
CURRICULUM	Materials development/Curriculum	1,017	5%
AE	Adult education	982	5%
WRITING	Writing/composition	963	5%
IEP	Intensive English programs	924	5%
TE	Teacher education	852	4%
AL	Applied linguistics	849	4%
HE	Higher education	829	4%
SLA	Second language acquisition	740	4%
CONTENT	Content-based instruction	692	4%
GRAMMAR	Grammar	685	4%
IC	Multiculturalism/intercultural communications	621	3%
CALL	Technology in education	571	3%
ESP	English for specific purposes	556	3%
PROFDEV	Professional development	540	3%
SP	Speaking/pronunciation	520	3%
READING	Reading/literacy	517	3%
ASSESS	Assessment/testing	484	3%
PA	Program administration	460	2%
EE	Elementary/primary education	420	2%
ISKILL	Integrated Skills	412	2%
DISTANCE	Distance learning/Online Education	336	2%
COMMCOLL	Community college/technical ed	335	2%
SS	Secondary education	333	2%
BE	Bilingual education	318	2%
WORKPLACE	Workplace English instruction/Business English	308	2%
RS	Research	296	2%
LISTEN	Listening	275	1%
VOCAB	Vocabulary/Lexicon	260	1%
LIT	Literature	225	1%
SOCIAL	Social/global/political concerns	186	1%
VI	Video and digital media	166	1%
ACCRED	Accreditation	144	1%
ITA	International teaching assistants	144	1%
NNES	NNES/NES issues	134	1%
FAMILY	Community/family outreach	116	1%
STANDARDS	Standards	111	1%
LINGUISTICS	Theoretical Linguistics	103	1%
ARTS	Arts/Media/Science/Math/Social Science	100	1%
RC	Refugee concerns	100	1%
MAINSTREAMING	Mainstreaming	97	1%
EMPLOYMENT	Employment issues/Certification	90	0%
LDSN	Learning Disorders/Special Needs	81	0%
PUBLICPOLICY	Public policy	53	0%
STYLISTICS	Stylistics	22	0%

Sorted in order of prevalence.

*\* Note: Members are encouraged to choose multiple areas of expertise and some members do not choose any areas of expertise. The total number of distinct members (4,284) represented in this report is less than the total number of active members as indicated elsewhere in this report.*

*Areas of Expertise are separate from official TESOL interest sections or Areas of Interest. Areas of expertise represent distinct areas in which a member may be experienced in, rather than official entities in which a member is involved.*

*Areas of interest which have a very low count may be recent additions to the AOI list, or may reflect overall trends in membership.*