

11/16/2016

Membership Statistics: Grand totals for basic membership, by member type and country

		<u># Memberships</u>	<u># Members</u>
IND	BASIC		
	Existing Member(s)	4,479	4,479
	New as of 10/1/2016 or later	126	126
IND	BASIC	4,605	4,605

IND2	BASIC		
	Existing Member(s)	2,052	2,052
	New as of 10/1/2016 or later	10	10
IND2	BASIC	2,062	2,062

STU	BASIC		
	Existing Member(s)	937	937
	New as of 10/1/2016 or later	51	51
STU	BASIC	988	988

STU2	BASIC		
	Existing Member(s)	408	408
	New as of 10/1/2016 or later	12	12
STU2	BASIC	420	420

LIF	BASIC		
	Existing Member(s)	51	51
LIF	BASIC	51	51

RET	BASIC		
	Existing Member(s)	153	153
	New as of 10/1/2016 or later	1	1
RET	BASIC	154	154

RET2	BASIC		
	Existing Member(s)	114	114
RET2	BASIC	114	114

PTR	BASIC		
	Existing Member(s)	458	458
	New as of 10/1/2016 or later	8	8
PTR	BASIC	466	466

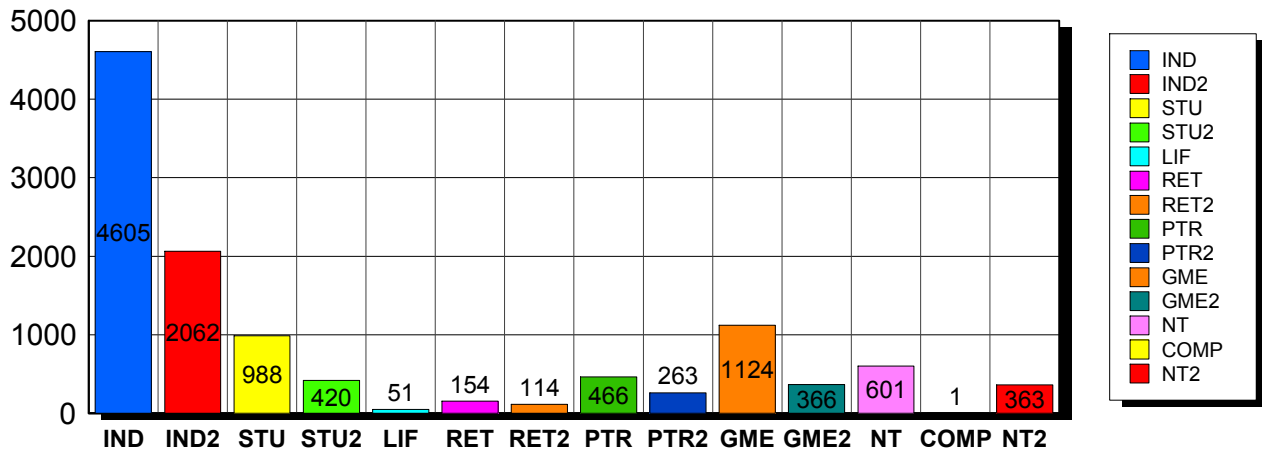
PTR2	BASIC		
	Existing Member(s)	262	262
	New as of 10/1/2016 or later	1	1
PTR2	BASIC	263	263

GME	BASIC		
	Existing Member(s)	1,039	1,039
	New as of 10/1/2016 or later	85	85
GME	BASIC	1,124	1,124

GME2	BASIC		
	Existing Member(s)	363	363
	New as of 10/1/2016 or later	3	3
GME2	BASIC	366	366

NT	BASIC		
	Existing Member(s)	584	584
	New as of 10/1/2016 or later	17	17
NT	BASIC	601	601
<hr/>			
COMP	BASIC		
	Existing Member(s)	1	1
COMP	BASIC	1	1
<hr/>			
NT2	BASIC		
	Existing Member(s)	359	359
	New as of 10/1/2016 or later	4	4
NT2	BASIC	363	363
<hr/>			
Grand Total:		11,578	11,578

Member Types



Note: in all general statistic reports, joint household memberships are treated as "one" member EXCEPT in the second column of this report, where joints are counted as two people, providing the most accurate count of the number of TESOL members.

		Existing Member(s)	New as of 10/1/2016 or later	Total
COMP	United States	1	0	1
	Total	1	0	1
GME	United States	36	4	40
	13276030	1	0	1
	AFGHANISTAN	3	0	3
	ALBANIA	1	0	1
	ALGERIA	6	0	6
	ARGENTINA	23	0	23
	ARMENIA	1	1	2

		Existing Member(s)	New as of 10/1/2016 or later	Total
GME	AUSTRALIA	1	0	1
	AZERBAIJAN	2	0	2
	BAHRAIN	1	0	1
	BANGLADESH	13	2	15
	BELARUS	1	0	1
	BELIZE	1	0	1
	BHUTAN	2	0	2
	BOLIVIA	18	0	18
	BOSNIA AND	1	0	1
	BRAZIL	65	2	67
	BURKINA FASO	1	0	1
	CAMBODIA	1	0	1
	CAMEROON	2	0	2
	CHILE	3	0	3
	CHINA	109	3	112
	COLOMBIA	14	4	18
	COMOROS	1	0	1
	COSTA RICA	14	1	15
	CROATIA	4	0	4
	CUBA	1	0	1
	DOMINICA	1	0	1
	DOMINICAN	16	1	17
	ECUADOR	76	0	76
	EGYPT	29	0	29
	EL SALVADOR	12	0	12
	ETHIOPIA	1	1	2
	GEORGIA	4	19	23
	GUATEMALA	15	0	15
	GUINEA	0	1	1
	HAITI	10	0	10
HONDURAS	6	1	7	

		Existing Member(s)	New as of 10/1/2016 or later	Total
GME	HONG KONG	1	0	1
	HUNGARY	5	0	5
	INDIA	52	5	57
	INDONESIA	9	0	9
	IRAN	6	0	6
	IRAN, ISLAMIC	1	0	1
	IRAQ	3	6	9
	ISRAEL	1	0	1
	JAMAICA	1	0	1
	JAPAN	1	0	1
	JORDAN	1	0	1
	KAZAKHSTAN	1	0	1
	KOSOVO	1	0	1
	KYRGYZSTAN	1	1	2
	Lao People's	1	0	1
	LATVIA	1	0	1
	LEBANON	7	0	7
	MACEDONIA	1	0	1
	MADAGASCAR	2	0	2
	MALAYSIA	12	0	12
	MAURITANIA	2	0	2
	MEXICO	50	1	51
	MOLDOVA,	2	0	2
	MONGOLIA	4	0	4
	MOROCCO	28	0	28
	MYANMAR	2	0	2
	NEPAL	17	4	21
	NEW ZEALAND	1	0	1
	NICARAGUA	3	2	5
	NIGERIA	6	0	6
NORWAY	1	0	1	

		Existing Member(s)	New as of 10/1/2016 or later	Total
GME	OMAN	1	0	1
	PAKISTAN	15	1	16
	PALESTINIAN	2	1	3
	PANAMA	15	0	15
	PARAGUAY	4	0	4
	PEOPLES REP	24	1	25
	PERU	100	11	111
	PHILIPPINES	25	2	27
	POLAND	5	1	6
	ROMANIA	1	0	1
	RUSSIA	3	0	3
	RUSSIAN	9	0	9
	RWANDA	5	0	5
	SENEGAL	1	0	1
	SERBIA	5	0	5
	SOUTH AFRICA	2	0	2
	SRI LANKA	4	0	4
	SUDAN	1	0	1
	SWAZILAND	1	0	1
	SYRIAN ARAB	1	0	1
	TAIWAN	2	0	2
	TAIWAN ROC	1	0	1
	TANZANIA,	1	0	1
	THAILAND	15	0	15
	TUNISIA	2	1	3
	TURKEY	25	4	29
	UKRAINE	8	1	9
	UNITED	2	0	2
URUGUAY	7	0	7	
UZBEKISTAN	0	1	1	
VENEZUELA	23	0	23	

		Existing Member(s)	New as of 10/1/2016 or later	Total
GME	VIET NAM	4	2	6
	VIETNAM	4	0	4
	YEMEN	1	0	1
	Total	1,039	85	1,124
GME2	United States	9	0	9
	AFGHANISTAN	1	0	1
	ALBANIA	1	0	1
	ALGERIA	1	0	1
	ANGOLA	1	0	1
	ARGENTINA	6	0	6
	ARMENIA	1	0	1
	BANGLADESH	1	0	1
	BELARUS	1	0	1
	BENIN	2	0	2
	BOLIVIA	4	0	4
	BRAZIL	18	0	18
	BULGARIA	4	0	4
	BURKINA FASO	1	0	1
	CAMBODIA	2	0	2
	CAMEROON	1	0	1
	CHILE	6	0	6
	CHINA	47	0	47
	COLOMBIA	14	0	14
	COSTA RICA	5	0	5
	DOMINICAN	7	0	7
	ECUADOR	18	1	19
	EGYPT	4	0	4
	GABON	2	0	2
	GRENADA	1	0	1
	GUATEMALA	1	0	1
	HONDURAS	1	0	1

		Existing Member(s)	New as of 10/1/2016 or later	Total
GME2	INDIA	22	0	22
	INDONESIA	3	0	3
	IRAQ	2	0	2
	JORDAN	3	0	3
	KAZAKHSTAN	5	0	5
	LATVIA	2	0	2
	LEBANON	3	0	3
	LITHUANIA	1	0	1
	MADAGASCAR	1	0	1
	MALAYSIA	7	0	7
	MAURITANIA	1	0	1
	MEXICO	19	0	19
	MOLDOVA,	1	0	1
	MONGOLIA	7	0	7
	MOROCCO	3	0	3
	MOZAMBIQUE	1	0	1
	NAMIBIA	1	0	1
	NEPAL	4	0	4
	NIGER	1	0	1
	NIGERIA	5	0	5
	PAKISTAN	3	0	3
	PANAMA	2	1	3
	PARAGUAY	1	0	1
	PEOPLES REP	2	0	2
	PERU	8	1	9
	PHILIPPINES	7	0	7
	POLAND	6	0	6
	RUSSIA	4	0	4
	RUSSIAN	4	0	4
	SENEGAL	1	0	1
SIERRA LEONE	1	0	1	

		Existing Member(s)	New as of 10/1/2016 or later	Total
GME2	SRI LANKA	2	0	2
	TAIWAN ROC	2	0	2
	THAILAND	16	0	16
	TUNISIA	1	0	1
	TURKEY	17	0	17
	UKRAINE	1	0	1
	UNITED	1	0	1
	United States	2	0	2
	URUGUAY	3	0	3
	UZBEKISTAN	19	0	19
	VENEZUELA	2	0	2
	VIET NAM	1	0	1
	VIETNAM	4	0	4
	YEMEN	1	0	1
	Total	363	3	366
IND	United States	3,894	102	3,996
	02453-2728	1	0	1
	ANGOLA	1	0	1
	ARGENTINA	1	0	1
	ARMENIA	1	0	1
	AUSTRALIA	16	1	17
	AUSTRIA	2	0	2
	BAHRAIN	1	0	1
	BERMUDA	1	0	1
	BRAZIL	9	0	9
	CANADA	114	2	116
	CHILE	3	0	3
	CHINA	5	0	5
	COSTA RICA	1	0	1
	CZECH	2	0	2
	DENMARK	1	0	1

		Existing Member(s)	New as of 10/1/2016 or later	Total
IND	ECUADOR	12	1	13
	EGYPT	3	0	3
	FINLAND	1	0	1
	FRANCE	3	0	3
	GERMANY	5	0	5
	GREECE	2	0	2
	HAITI	1	0	1
	HONG KONG	2	0	2
	HONG KONG	2	0	2
	HUNGARY	1	0	1
	INDIA	1	0	1
	IRAN	1	0	1
	IRAQ	1	0	1
	IRELAND	1	0	1
	ISRAEL	4	0	4
	ITALY	3	1	4
	JAPAN	174	6	180
	KAZAKHSTAN	1	0	1
	Korea, Republic	7	1	8
	KOREA,	1	0	1
	KOREA,	4	0	4
	KOSOVO	1	0	1
	KUWAIT	10	1	11
	LIBYA	1	0	1
	MEXICO	2	0	2
	NETHERLAND	3	0	3
	NEW ZEALAND	5	0	5
NORWAY	3	0	3	
OMAN	6	1	7	
PEOPLES REP	1	0	1	
PERU	3	0	3	

		Existing Member(s)	New as of 10/1/2016 or later	Total
IND	QATAR	4	0	4
	SAUDI ARABIA	17	2	19
	SINGAPORE	3	0	3
	SLOVAKIA	1	0	1
	SOUTH AFRICA	1	0	1
	SOUTH KOREA	10	1	11
	SPAIN	5	0	5
	SWEDEN	4	0	4
	SWITZERLAND	1	0	1
	TAIWAN	6	0	6
	TAIWAN ROC	2	0	2
	THAILAND	4	0	4
	TRINIDAD AND	1	0	1
	TURKEY	1	0	1
	UGANDA	1	0	1
	UNITED ARAB	20	1	21
	UNITED	10	0	10
	United States	60	6	66
	UNITED	4	0	4
	URUGUAY	1	0	1
	USA	1	0	1
	VANUATU	2	0	2
VIET NAM	1	0	1	
YEMEN	1	0	1	
Total	4,479	126	4,605	
IND2	United States	1,678	7	1,685
	AUSTRALIA	12	0	12
	AUSTRIA	2	0	2
	BAHRAIN	1	0	1
	BRAZIL	1	0	1
	BURKINA FASO	1	0	1

		Existing Member(s)	New as of 10/1/2016 or later	Total
IND2	CANADA	104	0	104
	CAYMAN	1	0	1
	CHILE	1	0	1
	CHINA	8	0	8
	COSTA RICA	1	0	1
	CYPRUS	2	0	2
	CZECH	0	1	1
	DENMARK	1	0	1
	DOMINICA	1	0	1
	FINLAND	1	0	1
	FRANCE	1	0	1
	GERMANY	5	0	5
	HONG KONG	2	0	2
	HONG KONG	8	0	8
	INDIA	2	0	2
	INDONESIA	1	0	1
	IRAQ	1	0	1
	ITALY	3	0	3
	JAPAN	88	2	90
	Korea, Republic	4	0	4
	KOREA,	4	0	4
	KUWAIT	3	0	3
	Lao People's	1	0	1
	LUXEMBOURG	1	0	1
	MACAO	4	0	4
	MALAYSIA	2	0	2
	MARTINIQUE	1	0	1
NEW	1	0	1	
NEW ZEALAND	3	0	3	
NICARAGUA	1	0	1	
NORWAY	2	0	2	

		Existing Member(s)	New as of 10/1/2016 or later	Total
IND2	QATAR	11	0	11
	ROMANIA	1	0	1
	SAUDI ARABIA	9	0	9
	SERBIA	1	0	1
	SINGAPORE	5	0	5
	SLOVAKIA	1	0	1
	SOUTH AFRICA	1	0	1
	SOUTH KOREA	6	0	6
	SWITZERLAND	2	0	2
	TAIWAN	5	0	5
	TAIWAN ROC	2	0	2
	TRINIDAD AND	1	0	1
	TURKEY	2	0	2
	UKRAINE	1	0	1
	UNITED ARAB	10	0	10
	UNITED	6	0	6
	United States	29	0	29
	UNITED	2	0	2
	URUGUAY	2	0	2
	US MINOR	1	0	1
VENEZUELA	1	0	1	
Total	2,052	10	2,062	
LIF	United States	42	0	42
	AUSTRALIA	1	0	1
	CANADA	2	0	2
	EGYPT	1	0	1
	ISRAEL	1	0	1
	JAPAN	1	0	1
	UNITED ARAB	1	0	1
	UNITED	2	0	2
	Total	51	0	51

		Existing Member(s)	New as of 10/1/2016 or later	Total
NT	United States	518	15	533
	ALAND	0	1	1
	AUSTRALIA	3	0	3
	AUSTRIA	1	0	1
	CANADA	11	0	11
	CHINA	2	0	2
	ECUADOR	2	0	2
	FRANCE	1	0	1
	GERMANY	1	0	1
	HONG KONG	1	0	1
	HONG KONG	1	0	1
	INDIA	1	0	1
	IRAQ	1	0	1
	ITALY	2	0	2
	JAPAN	12	0	12
	KUWAIT	1	0	1
	MEXICO	2	0	2
	MONGOLIA	1	0	1
	NEW ZEALAND	1	0	1
	PALESTINIAN	2	0	2
	PERU	1	0	1
	QATAR	1	0	1
	RUSSIAN	1	0	1
	SINGAPORE	1	0	1
	SOUTH AFRICA	1	0	1
	SOUTH KOREA	3	0	3
	THAILAND	1	0	1
	TURKEY	1	0	1
	United States	5	1	6
	UNITED	4	0	4
	VIET NAM	1	0	1

		Existing Member(s)	New as of 10/1/2016 or later	Total
NT	Total	584	17	601
NT2	United States	318	4	322
	AFGHANISTAN	1	0	1
	AUSTRALIA	3	0	3
	CANADA	9	0	9
	HONG KONG	1	0	1
	HONG KONG	2	0	2
	HUNGARY	1	0	1
	ITALY	1	0	1
	JAPAN	5	0	5
	KOREA,	1	0	1
	KUWAIT	1	0	1
	MEXICO	1	0	1
	NEW ZEALAND	1	0	1
	SAUDI ARABIA	1	0	1
	SINGAPORE	2	0	2
	SOUTH KOREA	1	0	1
	TAIWAN	2	0	2
	UNITED ARAB	1	0	1
	UNITED	1	0	1
	United States	6	0	6
	Total	359	4	363
PTR	United States	356	7	363
	AUSTRALIA	3	0	3
	CANADA	10	0	10
	CHINA	5	0	5
	COLOMBIA	3	0	3
	COSTA RICA	3	0	3
	COTE	1	0	1
	CZECH	1	0	1
	DOMINICAN	2	0	2

		Existing Member(s)	New as of 10/1/2016 or later	Total
PTR	ECUADOR	12	0	12
	EGYPT	1	0	1
	FRANCE	1	0	1
	GERMANY	1	0	1
	HAITI	1	0	1
	ICELAND	1	0	1
	INDIA	0	1	1
	INDONESIA	2	0	2
	ITALY	1	0	1
	JAPAN	9	0	9
	Korea, Republic	1	0	1
	KUWAIT	1	0	1
	Lao People's	1	0	1
	LITHUANIA	1	0	1
	MEXICO	1	0	1
	NEW ZEALAND	1	0	1
	NICARAGUA	2	0	2
	NIGERIA	1	0	1
	PAKISTAN	1	0	1
	PANAMA	1	0	1
	PHILIPPINES	3	0	3
	POLAND	1	0	1
	Puerto Rico	2	0	2
	SENEGAL	1	0	1
	SINGAPORE	1	0	1
	SPAIN	2	0	2
	TANZANIA,	3	0	3
	THAILAND	2	0	2
	TURKEY	4	0	4
	UNITED ARAB	2	0	2
UNITED	5	0	5	

		Existing Member(s)	New as of 10/1/2016 or later	Total
PTR	United States	7	0	7
	VENEZUELA	1	0	1
	Total	458	8	466
PTR2	United States	206	1	207
	AUSTRALIA	1	0	1
	BRAZIL	2	0	2
	CANADA	10	0	10
	CHILE	1	0	1
	CHINA	2	0	2
	COLOMBIA	1	0	1
	GERMANY	2	0	2
	HONG KONG	1	0	1
	INDONESIA	1	0	1
	ISRAEL	1	0	1
	ITALY	1	0	1
	JAPAN	4	0	4
	MACAO	1	0	1
	MEXICO	1	0	1
	NIGERIA	1	0	1
	PAKISTAN	1	0	1
	PHILIPPINES	1	0	1
	POLAND	1	0	1
	SAUDI ARABIA	5	0	5
	SRI LANKA	1	0	1
	TAIWAN	5	0	5
	THAILAND	1	0	1
	TURKEY	3	0	3
	UGANDA	1	0	1
	UNITED ARAB	1	0	1
	United States	5	0	5
URUGUAY	1	0	1	

		Existing Member(s)	New as of 10/1/2016 or later	Total
PTR2	Total	262	1	263
RET	United States	135	1	136
	AUSTRALIA	1	0	1
	BRAZIL	1	0	1
	CANADA	3	0	3
	COLOMBIA	2	0	2
	GERMANY	1	0	1
	ISRAEL	1	0	1
	JAPAN	2	0	2
	MEXICO	1	0	1
	PERU	1	0	1
	PORTUGAL	1	0	1
	SRI LANKA	1	0	1
	TURKEY	1	0	1
	United States	2	0	2
	Total	153	1	154
RET2	United States	96	0	96
	CANADA	1	0	1
	GERMANY	1	0	1
	ISRAEL	3	0	3
	JAPAN	5	0	5
	NEW ZEALAND	1	0	1
	OMAN	1	0	1
	SOUTH KOREA	1	0	1
	SPAIN	1	0	1
	THAILAND	1	0	1
	UNITED	2	0	2
	United States	1	0	1
	Total	114	0	114
STU	United States	794	43	837
	AUSTRALIA	9	1	10

		Existing Member(s)	New as of 10/1/2016 or later	Total
STU	BARBADOS	1	0	1
	BELGIUM	1	0	1
	BRAZIL	4	0	4
	CANADA	29	2	31
	CHINA	4	0	4
	COLOMBIA	1	0	1
	ECUADOR	7	1	8
	GERMANY	1	0	1
	GHANA	1	0	1
	GUATEMALA	1	0	1
	HONDURAS	1	1	2
	HONG KONG	4	0	4
	HONG KONG	3	0	3
	INDONESIA	1	0	1
	ISRAEL	1	0	1
	JAPAN	14	0	14
	KAZAKHSTAN	1	0	1
	KOREA,	1	0	1
	KUWAIT	1	0	1
	MEXICO	6	0	6
	NEPAL	1	1	2
	NEW ZEALAND	2	0	2
	PAKISTAN	1	0	1
	PHILIPPINES	1	0	1
	Puerto Rico	1	0	1
	RUSSIAN	2	0	2
SAUDI ARABIA	5	0	5	
SINGAPORE	1	0	1	
SOUTH AFRICA	1	0	1	
SOUTH KOREA	1	0	1	
TAIWAN	3	0	3	

		Existing Member(s)	New as of 10/1/2016 or later	Total
STU	THAILAND	3	0	3
	TURKEY	13	0	13
	UNITED ARAB	2	0	2
	UNITED	1	0	1
	United States	12	2	14
	UNITED	1	0	1
	Total	937	51	988
STU2	United States	344	9	353
	ALBANIA	2	0	2
	AUSTRALIA	4	0	4
	BRAZIL	2	0	2
	CAMEROON	2	0	2
	CANADA	20	1	21
	CHINA	3	0	3
	FRANCE	1	0	1
	GERMANY	1	0	1
	HAITI	0	1	1
	HONG KONG	2	0	2
	HONG KONG	1	0	1
	INDONESIA	1	0	1
	JAPAN	2	0	2
	Korea, Republic	2	0	2
	KOREA,	1	0	1
	LATVIA	1	0	1
	LEBANON	0	1	1
	MACAO	1	0	1
	NEW ZEALAND	2	0	2
	NIGERIA	1	0	1
	OMAN	1	0	1
	Puerto Rico	1	0	1
SINGAPORE	1	0	1	

		Existing Member(s)	New as of 10/1/2016 or later	Total
STU2	THAILAND	1	0	1
	UNITED	5	0	5
	United States	5	0	5
	VIET NAM	1	0	1
	Total	408	12	420
Total		11,260	318	11,578

This report is based on members paid through 10/31/2016 or later.

Country/State/Province	Total	
02453-2728	1	0.0%
13276030	1	0.0%
AFGHANISTAN	5	0.0%
ALAND ISLANDS	1	0.0%
ALBANIA	4	0.0%
ALGERIA	7	0.1%
ANGOLA	2	0.0%
ARGENTINA	30	0.3%
ARMENIA	4	0.0%
AUSTRALIA	56	0.5%
AUSTRIA	5	0.0%
AZERBAIJAN	2	0.0%
BAHRAIN	3	0.0%
BANGLADESH	16	0.1%
BARBADOS	1	0.0%
BELARUS	2	0.0%
BELGIUM	1	0.0%
BELIZE	1	0.0%
BENIN	2	0.0%
BERMUDA	1	0.0%
BHUTAN	2	0.0%
BOLIVIA	22	0.2%
BOSNIA AND HERZEGOVINA	1	0.0%
BRAZIL	104	0.9%
BULGARIA	4	0.0%
BURKINA FASO	3	0.0%
CAMBODIA	3	0.0%
CAMEROON	5	0.0%
CANADA		
CANADA	5	
CANADA	Alberta	31
CANADA	Armed Frces Americas	1
CANADA	British Columbia	93
CANADA	Manitoba	12
CANADA	New Brunswick	8
CANADA	Northwest Territories	1
CANADA	Nova Scotia	9
CANADA	Ontario	124
CANADA	Quebec	21
CANADA	Saskatchewan	13
CANADA	318	2.7%
CAYMAN ISLANDS	1	0.0%
CHILE	14	0.1%
CHINA	188	1.6%
COLOMBIA	39	0.3%
COMOROS	1	0.0%
COSTA RICA	26	0.2%
COTE D'IVOIRE	1	0.0%
CROATIA	4	0.0%
CUBA	1	0.0%
CYPRUS	2	0.0%
CZECH REPUBLIC	4	0.0%
DENMARK	2	0.0%
DOMINICA	2	0.0%
DOMINICAN REPUBLIC	26	0.2%
ECUADOR	131	1.1%
EGYPT	38	0.3%

EL SALVADOR	12	0.1%
ETHIOPIA	2	0.0%
FINLAND	2	0.0%
FRANCE	7	0.1%
GABON	2	0.0%
GEORGIA	23	0.2%
GERMANY	18	0.2%
GHANA	1	0.0%
GREECE	2	0.0%
GRENADA	1	0.0%
GUATEMALA	17	0.1%
GUINEA	1	0.0%
HAITI	13	0.1%
HONDURAS	10	0.1%
HONG KONG	13	0.1%
HONG KONG SAR CHINA	18	0.2%
HUNGARY	7	0.1%
ICELAND	1	0.0%
INDIA	85	0.7%
INDONESIA	18	0.2%
IRAN	7	0.1%
IRAN, ISLAMIC REPUBLIC OF	1	0.0%
IRAQ	14	0.1%
IRELAND	1	0.0%
ISRAEL	12	0.1%
ITALY	12	0.1%
JAMAICA	1	0.0%
JAPAN	325	2.8%
JORDAN	4	0.0%
KAZAKHSTAN	8	0.1%
Korea, Republic Of	15	0.1%
KOREA, REPUBLIC OF	1	0.0%
KOREA, REPUBLIC OF	11	0.1%
KOSOVO (UNMIK)	2	0.0%
KUWAIT	18	0.2%
KYRGYZSTAN	2	0.0%
Lao People's Dem Republic	3	0.0%
LATVIA	4	0.0%
LEBANON	11	0.1%
LIBYA	1	0.0%
LITHUANIA	2	0.0%
LUXEMBOURG	1	0.0%
MACAO	6	0.1%
MACEDONIA	1	0.0%
MADAGASCAR	3	0.0%
MALAYSIA	21	0.2%
MARTINIQUE	1	0.0%
MAURITANIA	3	0.0%
MEXICO	84	0.7%
MOLDOVA, REPUBLIC OF	3	0.0%
MONGOLIA	12	0.1%
MOROCCO	31	0.3%
MOZAMBIQUE	1	0.0%
MYANMAR	2	0.0%
NAMIBIA	1	0.0%
NEPAL	27	0.2%
NETHERLANDS	3	0.0%
NEW CALEDONIA	1	0.0%
NEW ZEALAND	17	0.1%
NICARAGUA	8	0.1%
NIGER	1	0.0%

NIGERIA	14	0.1%
NORWAY	6	0.1%
OMAN	10	0.1%
PAKISTAN	23	0.2%
PALESTINIAN TERRITORY	5	0.0%
PANAMA	19	0.2%
PARAGUAY	5	0.0%
PEOPLES REP OF CHINA	28	0.2%
PERU	125	1.1%
PHILIPPINES	39	0.3%
POLAND	14	0.1%
PORTUGAL	1	0.0%
Puerto Rico	4	0.0%
OATAR	16	0.1%
ROMANIA	2	0.0%
RUSSIA	7	0.1%
RUSSIAN FEDERATION	16	0.1%
RWANDA	5	0.0%
SAUDI ARABIA	39	0.3%
SENEGAL	3	0.0%
SERBIA	6	0.1%
SIERRA LEONE	1	0.0%
SINGAPORE	14	0.1%
SLOVAKIA	2	0.0%
SOUTH AFRICA	6	0.1%
SOUTH KOREA	23	0.2%
SPAIN	8	0.1%
SRI LANKA	8	0.1%
SUDAN	1	0.0%
SWAZILAND	1	0.0%
SWEDEN	4	0.0%
SWITZERLAND	3	0.0%
SYRIAN ARAB REPUBLIC	1	0.0%
TAIWAN	23	0.2%
TAIWAN ROC	7	0.1%
TANZANIA, UNITED REPUBLIC	4	0.0%
THAILAND	44	0.4%
TRINIDAD AND TOBAGO	2	0.0%
TUNISIA	4	0.0%
TURKEY	71	0.6%
UGANDA	2	0.0%
UKRAINE	11	0.1%
UNITED ARAB EMIRATES	38	0.3%
UNITED KINGDOM	36	0.3%
United States	143	1.2%
UNITED STATES OF AMERICA	11	0.1%
URUGUAY	14	0.1%
US MINOR OUTLYING ISLANDS	1	0.0%
USA		
<i>USA</i>	<i>66</i>	
<i>USA</i>	<i>Alabama</i>	<i>100</i>
<i>USA</i>	<i>Alaska</i>	<i>11</i>
<i>USA</i>	<i>American Embassy</i>	<i>13</i>
<i>USA</i>	<i>Arizona</i>	<i>160</i>
<i>USA</i>	<i>Arkansas</i>	<i>63</i>
<i>USA</i>	<i>Armed Forces</i>	<i>11</i>
<i>USA</i>	<i>Armed Frces Americas</i>	<i>3</i>
<i>USA</i>	<i>British Columbia</i>	<i>1</i>
<i>USA</i>	<i>California</i>	<i>744</i>
<i>USA</i>	<i>Colorado</i>	<i>128</i>
<i>USA</i>	<i>Connecticut</i>	<i>119</i>

<i>USA</i>	<i>Delaware</i>	82	
<i>USA</i>	<i>District of Columbia</i>	189	
<i>USA</i>	<i>Florida</i>	317	
<i>USA</i>	<i>Georgia</i>	171	
<i>USA</i>	<i>Hawaii</i>	56	
<i>USA</i>	<i>Idaho</i>	39	
<i>USA</i>	<i>Illinois</i>	302	
<i>USA</i>	<i>Indiana</i>	166	
<i>USA</i>	<i>Iowa</i>	110	
<i>USA</i>	<i>Kansas</i>	135	
<i>USA</i>	<i>Kentucky</i>	66	
<i>USA</i>	<i>Louisiana</i>	45	
<i>USA</i>	<i>Maine</i>	51	
<i>USA</i>	<i>Manitoba</i>	1	
<i>USA</i>	<i>Maryland</i>	501	
<i>USA</i>	<i>Massachusetts</i>	307	
<i>USA</i>	<i>Michigan</i>	258	
<i>USA</i>	<i>Minnesota</i>	126	
<i>USA</i>	<i>Mississippi</i>	72	
<i>USA</i>	<i>Missouri</i>	189	
<i>USA</i>	<i>Montana</i>	12	
<i>USA</i>	<i>Nebraska</i>	57	
<i>USA</i>	<i>Nevada</i>	39	
<i>USA</i>	<i>New Hampshire</i>	55	
<i>USA</i>	<i>New Jersey</i>	258	
<i>USA</i>	<i>New Mexico</i>	42	
<i>USA</i>	<i>New York</i>	660	
<i>USA</i>	<i>North Carolina</i>	168	
<i>USA</i>	<i>North Dakota</i>	19	
<i>USA</i>	<i>Ohio</i>	260	
<i>USA</i>	<i>Oklahoma</i>	56	
<i>USA</i>	<i>Ontario</i>	2	
<i>USA</i>	<i>Oregon</i>	227	
<i>USA</i>	<i>Pennsylvania</i>	377	
<i>USA</i>	<i>Prince Edward Island</i>	1	
<i>USA</i>	<i>Puerto Rico</i>	20	
<i>USA</i>	<i>Rhode Island</i>	55	
<i>USA</i>	<i>Saskatchewan</i>	1	
<i>USA</i>	<i>South Carolina</i>	54	
<i>USA</i>	<i>South Dakota</i>	15	
<i>USA</i>	<i>Tennessee</i>	122	
<i>USA</i>	<i>Texas</i>	395	
<i>USA</i>	<i>Utah</i>	81	
<i>USA</i>	<i>Vermont</i>	62	
<i>USA</i>	<i>Virginia</i>	481	
<i>USA</i>	<i>Washington</i>	334	
<i>USA</i>	<i>West Virginia</i>	34	
<i>USA</i>	<i>Wisconsin</i>	130	
<i>USA</i>	<i>Wyoming</i>	6	
USA		8,625	74.4%
UZBEKISTAN		20	0.2%
VANUATU		2	0.0%
VENEZUELA		27	0.2%
VIET NAM		10	0.1%
VIETNAM		8	0.1%
YEMEN		3	0.0%

Grand Total: _____

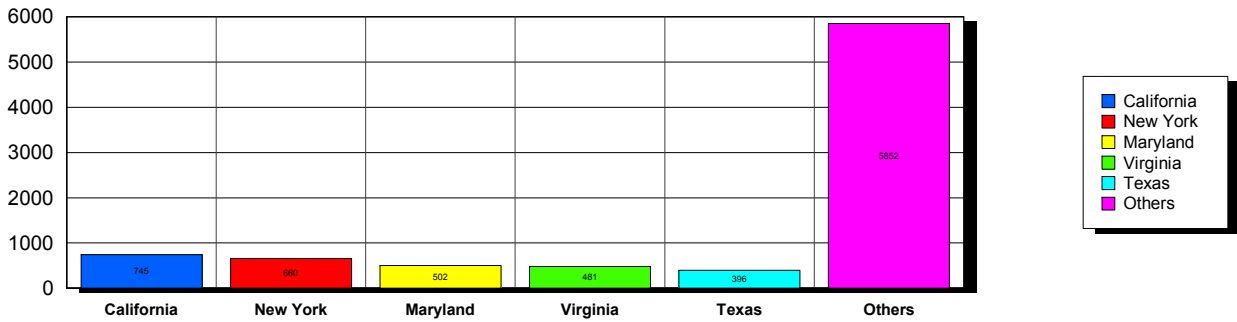
11,587

161 distinct countries represented.

02-geographic.rpt 10/31/2016

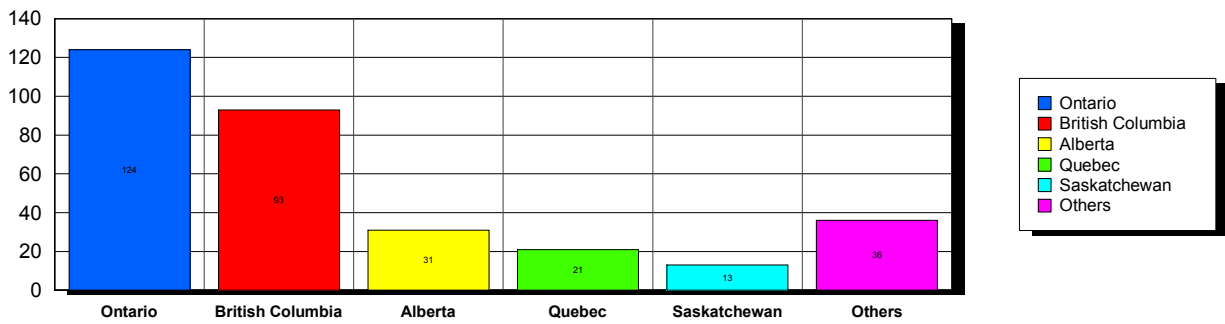
USA

Top 5 States per Country

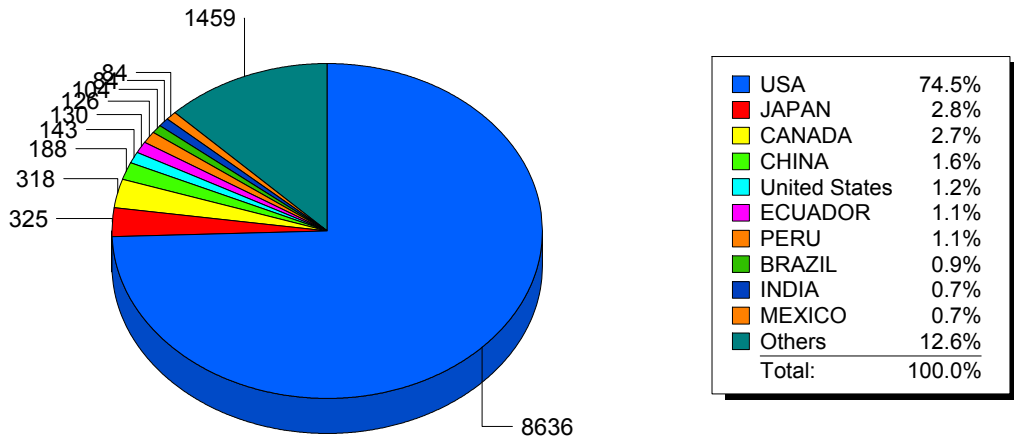


CANADA

Top 5 States per Country



Top 10 Countries



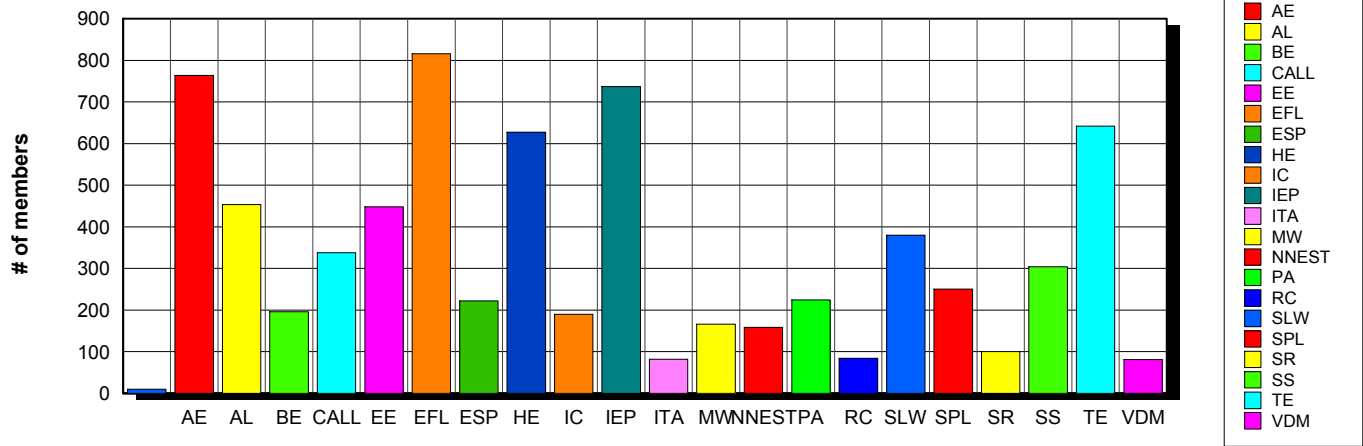
11/16/2016 **Basic statistics on Primary vs. other memberships in interest sections. For members paid through 10/31/2016 or later.**

		<i>Primary versus other</i>		
No Primary Interest Section	0.0%	14	10	4
Adult Education	6.7%	2,009	764	1,245
Applied Linguistics	6.2%	1,856	453	1,403
Bilingual Education	3.4%	1,029	196	833
Computer-Assisted Language Learning	5.5%	1,636	338	1,298
Elementary Education	3.5%	1,050	448	602
English as a Foreign Language	7.4%	2,212	816	1,396
English for Specific Purposes	4.7%	1,403	222	1,181
Higher Education	6.6%	1,983	627	1,356
Intercultural Communication	5.2%	1,561	190	1,371
Intensive English Programs	6.6%	1,967	737	1,230
International Teaching Assistants	2.1%	620	82	538
Materials Writers	3.6%	1,092	166	926
Nonnative English Speakers in TESOL	3.0%	914	158	756
Program Administration	3.7%	1,117	224	893
Refugee Concerns	2.5%	739	84	655
Second Language Writing	6.6%	1,978	380	1,598
Speech, Pronunciation, and Listening	5.7%	1,708	250	1,458
Social Responsibility	2.4%	722	100	622
Secondary Schools	3.0%	901	304	597
Teacher Education	7.8%	2,344	642	1,702
Video & Digital Media	3.8%	1,127	81	1,046
<i>7,401 distinct members</i>		Total # of IS memberships	29,982	7,272 22,710

The total count is the number of IS memberships total and may either be LESS or MORE than the actual number of individual members of TESOL. Due to open access to Interest Sections, these numbers may fluctuate considerably each month. For instance, one member may have selected four interest sections, while some members may belong to none.

Interest Sections

(Primary)

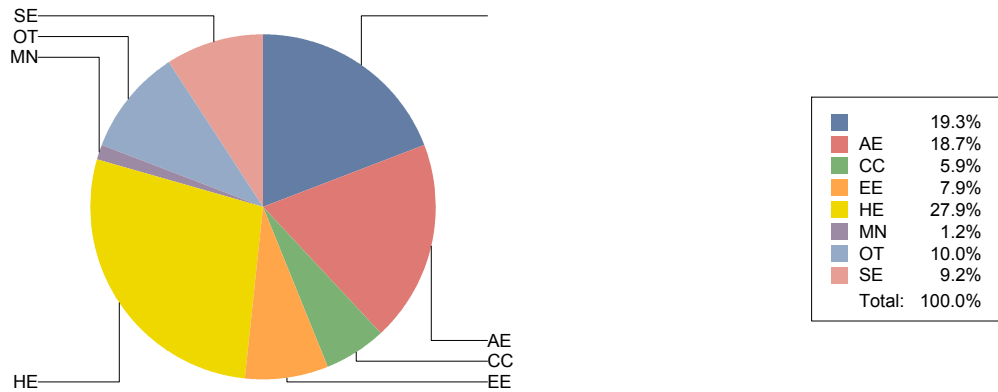


Basic Statistics on Area of Work (Members paid through >= 10/31/2016)

		2,217	19.3%
Adult Education	AE	2,155	18.7%
Community/2yr College	CC	675	5.9%
Elementary Education	EE	905	7.9%
Postsecondary Education	HE	3,206	27.9%
Mainstream	MN	138	1.2%
Other	OT	1,154	10.0%
Secondary Education	SE	1,059	9.2%
		11,509	

Only members who selected an area of work are included on this report. Other members may not have responded to this question and are excluded from the count.

Areas of Work



(Blanks indicate no response)

Statistics on Areas of Interest (Members paid through >= 10/31/2016)

<u>CODE</u>	<u>DESCRIPTION</u>	<u>TOTAL*</u>	<u>% of TOTAL*</u>
TE	Teacher education	1,527	5%
CURRICULUM	Materials development/Curriculum	1,448	4%
EFL	English as a foreign language	1,391	4%
SLA	Second language acquisition	1,365	4%
AL	Applied linguistics	1,313	4%
HE	Higher education	1,299	4%
WRITING	Writing/composition	1,255	4%
IC	Multiculturalism/intercultural communications	1,231	4%
CALL	Technology in education	1,225	4%
IEP	Intensive English programs	1,211	4%
AE	Adult education	1,162	4%
PROFDEV	Professional development	1,120	3%
CONTENT	Content-based instruction	1,083	3%
SP	Speaking/pronunciation	1,029	3%
READING	Reading/literacy	1,008	3%
GRAMMAR	Grammar	958	3%
ASSESS	Assessment/testing	924	3%
ESP	English for specific purposes	899	3%
RS	Research	854	3%
PA	Program administration	684	2%
VOCAB	Vocabulary/Lexicon	681	2%
DISTANCE	Distance learning/Online Education	666	2%
BE	Bilingual education	633	2%
SOCIAL	Social/global/political concerns	586	2%
ISKILL	Integrated Skills	558	2%
LISTEN	Listening	556	2%
WORKPLACE	Workplace English instruction/Business English	530	2%
VI	Video and digital media	521	2%
EE	Elementary/primary education	504	2%
SS	Secondary education	496	2%
COMMCOLL	Community college/technical ed	434	1%
RC	Refugee concerns	378	1%
LINGUISTICS	Theoretical Linguistics	377	1%
STANDARDS	Standards	354	1%
LIT	Literature	342	1%
ITA	International teaching assistants	338	1%
FAMILY	Community/family outreach	283	1%
NNES	NNES/NES issues	275	1%
EMPLOYMENT	Employment issues/Certification	262	1%
PUBLICPOLICY	Public policy	229	1%
LDSN	Learning Disorders/Special Needs	223	1%
ACCRED	Accreditation	212	1%
MAINSTREAMING	Mainstreaming	195	1%
ARTS	Arts/Media/Science/Math/Social Science	148	0%
STYLISTICS	Stylistics	61	0%

Sorted in order of prevalence.

** Note: Members are encouraged to choose multiple areas of interest and some members do not choose any areas of interest. The total number of distinct members (4,133) represented in this report is less than the total number of active members as indicated elsewhere in this report.*

Areas of interest are separate from official TESOL interest sections. Areas of interest represent distinct areas in which a member may be interested, rather than official entities in which a member is involved.

Areas of interest which have a very low count may be recent additions to the AOI list, or may reflect overall trends in membership.

Statistics on Areas of Expertise (Members paid through >= 10/31/2016)

<u>CODE</u>	<u>DESCRIPTION</u>	<u>TOTAL*</u>	<u>% of TOTAL*</u>
EFL	English as a foreign language	901	6%
CURRICULUM	Materials development/Curriculum	794	5%
AE	Adult education	753	5%
IEP	Intensive English programs	745	5%
WRITING	Writing/composition	742	5%
TE	Teacher education	717	5%
AL	Applied linguistics	679	4%
HE	Higher education	678	4%
SLA	Second language acquisition	591	4%
CONTENT	Content-based instruction	562	4%
GRAMMAR	Grammar	541	4%
IC	Multiculturalism/intercultural communications	483	3%
CALL	Technology in education	458	3%
PROFDEV	Professional development	456	3%
SP	Speaking/pronunciation	432	3%
ESP	English for specific purposes	428	3%
READING	Reading/literacy	419	3%
PA	Program administration	385	3%
ASSESS	Assessment/testing	380	2%
EE	Elementary/primary education	334	2%
ISKILL	Integrated Skills	313	2%
DISTANCE	Distance learning/Online Education	276	2%
COMMCOLL	Community college/technical ed	268	2%
RS	Research	263	2%
SS	Secondary education	259	2%
BE	Bilingual education	238	2%
WORKPLACE	Workplace English instruction/Business English	229	2%
LISTEN	Listening	222	1%
VOCAB	Vocabulary/Lexicon	199	1%
LIT	Literature	165	1%
VI	Video and digital media	141	1%
SOCIAL	Social/global/political concerns	140	1%
NNES	NNES/NES issues	124	1%
ITA	International teaching assistants	121	1%
ACCRED	Accreditation	117	1%
RC	Refugee concerns	87	1%
MAINSTREAMING	Mainstreaming	86	1%
LINGUISTICS	Theoretical Linguistics	84	1%
STANDARDS	Standards	84	1%
FAMILY	Community/family outreach	81	1%
ARTS	Arts/Media/Science/Math/Social Science	71	0%
LDSN	Learning Disorders/Special Needs	71	0%
EMPLOYMENT	Employment issues/Certification	66	0%
PUBLICPOLICY	Public policy	45	0%
STYLISTICS	Stylistics	17	0%

Sorted in order of prevalence.

** Note: Members are encouraged to choose multiple areas of expertise and some members do not choose any areas of expertise. The total number of distinct members (3,343) represented in this report is less than the total number of active members as indicated elsewhere in this report.*

Areas of Expertise are separate from official TESOL interest sections or Areas of Interest. Areas of expertise represent distinct areas in which a member may be experienced in, rather than official entities in which a member is involved.

Areas of interest which have a very low count may be recent additions to the AOI list, or may reflect overall trends in membership.