


8/6/2004

Membership Statistics: Grand totals for basic membership, by member type

		<u># Memberships</u>	<u># Members</u>
IND	BASIC	10,826	10,826
JNT	BASIC	161	322
STU	BASIC	1,317	1,317
LIF	BASIC	38	38
RET	BASIC	155	155
COMP	BASIC	34	34
QEX	BASIC	1	1
PUB	BASIC	1	1
SUB	BASIC	5	5
Grand Total:		12,538	12,699

Member Types



Note: in all general statistic reports, joint household memberships are treated as "one" member EXCEPT in the second column of this report, where joints are counted as two people, providing the most accurate count of the number of TESOL members.

Country/State/Province	Total	
ALGERIA	3	
ANGOLA	1	
ARGENTINA	15	
ARMENIA	3	
AUSTRALIA	78	
AUSTRIA	11	
BAHRAIN	4	
BANGLADESH	3	
BELGIUM	3	
BELIZE	3	
BENIN	2	
BOLIVIA	1	
BRAZIL	55	
BRUNEI DARUSSALAM	2	
BULGARIA	1	
CAMEROON	1	
CANADA		
<i>CANADA</i>	<i>Alberta</i>	<i>32</i>
<i>CANADA</i>	<i>British Columbia</i>	<i>101</i>
<i>CANADA</i>	<i>Manitoba</i>	<i>14</i>
<i>CANADA</i>	<i>New Brunswick</i>	<i>4</i>
<i>CANADA</i>	<i>Newfoundland</i>	<i>1</i>
<i>CANADA</i>	<i>Nova Scotia</i>	<i>5</i>
<i>CANADA</i>	<i>Ontario</i>	<i>118</i>
<i>CANADA</i>	<i>Quebec</i>	<i>20</i>
<i>CANADA</i>	<i>Saskatchewan</i>	<i>8</i>
<i>CANADA</i>	<i>Yukon Territory</i>	<i>1</i>
CANADA	304	
CAYMAN ISLANDS	2	
CHILE	6	
COLOMBIA	13	
COSTA RICA	11	
COTE D'IVOIRE	1	
CROATIA	12	
CUBA	1	
CYPRUS	4	
CZECH REPUBLIC	9	
DENMARK	3	
DOMINICAN REPUBLIC	6	
ECUADOR	12	
EGYPT	34	
EL SALVADOR	2	
ETHIOPIA	2	
FINLAND	11	
FRANCE	19	
FRENCH POLYNESIA	1	
GEORGIA	2	
GERMANY	46	
GREECE	21	
GUATEMALA	6	
HAITI	1	
HONG KONG SAR CHINA	50	
HUNGARY	8	
ICELAND	1	
INDIA	8	
INDONESIA	20	
IRAN	3	
IRELAND	5	
ISRAEL	31	
ITALY	20	

Country/State/Province	Total
JAPAN	694
JORDAN	2
KAZAKHSTAN	6
KENYA	1
KUWAIT	11
LATVIA	1
LEBANON	15
LITHUANIA	2
MACAU	6
MACAU SAR CHINA	2
MACEDONIA	1
MADAGASCAR	1
MALAYSIA	10
MALI	1
MALTA	1
MEXICO	75
MOLDOVA	1
MONGOLIA	1
MOROCCO	8
NAMIBIA	1
NETHERLANDS	6
NEW ZEALAND	41
NICARAGUA	4
NIGER	1
NIGERIA	5
NORWAY	3
OMAN	3
PAKISTAN	20
PALESTINE	2
PANAMA	4
PARAGUAY	2
PEOPLES REP OF CHINA	107
PERU	67
PHILIPPINES	19
POLAND	5
PORTUGAL	5
QATAR	4
ROMANIA	5
RUSSIA	44
SAUDI ARABIA	31
SCOTLAND	3
SENEGAL	3
SERBIA AND MONTENEGRO	2
SINGAPORE	15
SLOVAKIA	3
SLOVENIA	3
SOUTH AFRICA	33
SOUTH KOREA	118
SPAIN	24
SWAZILAND	1
SWEDEN	15
SWITZERLAND	13
TAIWAN ROC	71
TAJISKISTAN	3
TANZANIA	1
THAILAND	28
TOGO	1
TUNISIA	3
TURKEY	53
UGANDA	8
UKRAINE	15

Country/State/Province	Total
UNITED ARAB EMIRATES	66
UNITED KINGDOM	63
URUGUAY	8
USA	
USA Alabama	54
USA Alaska	26
USA American Embassy	22
USA Arizona	211
USA Arkansas	40
USA Armed Forces	7
USA Armed Frces Americas	2
USA California	1701
USA Colorado	190
USA Connecticut	136
USA Delaware	35
USA District of Columbia	140
USA Florida	375
USA Georgia	247
USA Guam	5
USA Hawaii	92
USA Idaho	37
USA Illinois	424
USA Indiana	137
USA Iowa	114
USA Kansas	90
USA Kentucky	65
USA Lousiana	46
USA Maine	40
USA Marshall Islands	4
USA Maryland	359
USA Massachusetts	335
USA Michigan	257
USA Micronesia	3
USA Minnesota	205
USA Mississippi	32
USA Missouri	146
USA Montana	16
USA N Mariana Islands	3
USA Nebraska	36
USA Nevada	70
USA New Hampshire	54
USA New Jersey	326
USA New Mexico	57
USA New York	792
USA North Carolina	137
USA North Dakota	11
USA Ohio	218
USA Oklahoma	46
USA Oregon	181
USA Pennsylvania	398
USA Puerto Rico	50
USA Rhode Island	77
USA South Carolina	63
USA South Dakota	6
USA Tennessee	128
USA Texas	470
USA Utah	147

Country/State/Province	Total
<i>USA</i> <i>Vermont</i>	82
<i>USA</i> <i>Virgin Islands</i>	1
<i>USA</i> <i>Virginia</i>	407
<i>USA</i> <i>Washington</i>	332
<i>USA</i> <i>West Virginia</i>	22
<i>USA</i> <i>Wisconsin</i>	159
<i>USA</i> <i>Wyoming</i>	15
USA	9,881
UZBEKISTAN	2
VENEZUELA	9
VIETNAM	11
VIRGIN ISLANDS, BRITISH	1
YEMEN	2
Grand Total:	12,538

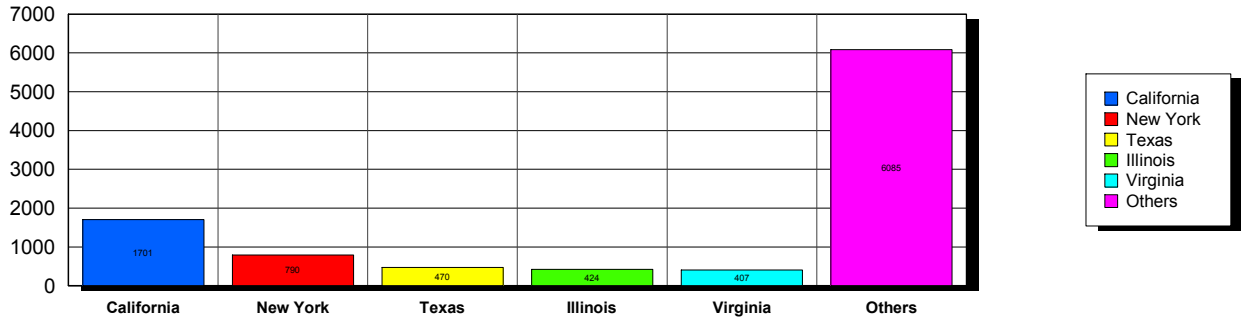
Country/State/Province

Total

119 distinct countries represented.

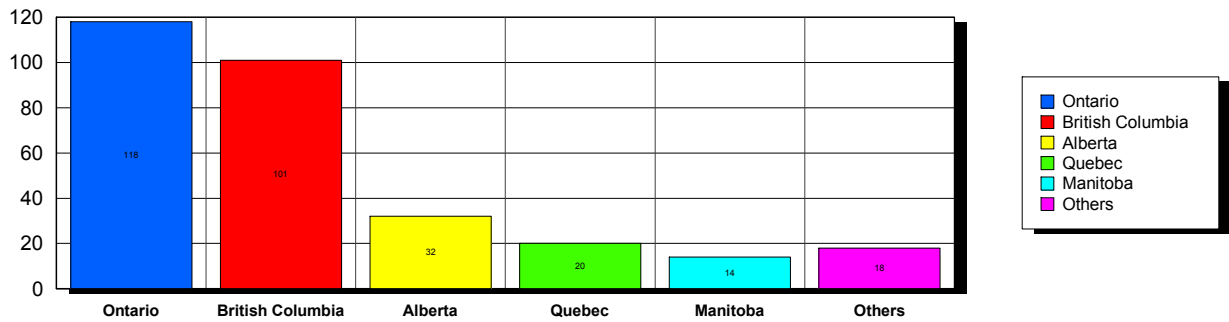
USA

Top 5 States per Country

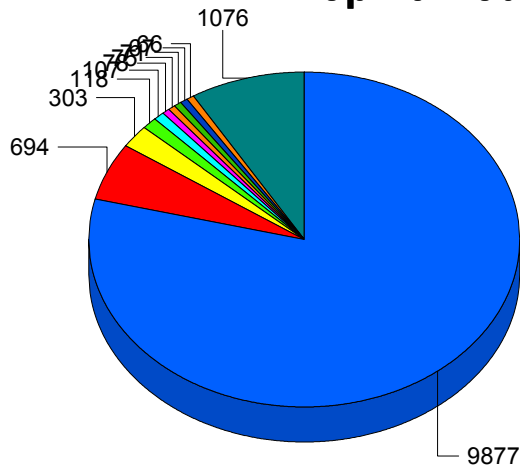


CANADA

Top 5 States per Country



Top 10 Countries



USA	78.8%
JAPAN	5.5%
CANADA	2.4%
SOUTH KOREA	0.9%
PEOPLES REP OF CHINA	0.9%
AUSTRALIA	0.6%
MEXICO	0.6%
TAIWAN ROC	0.6%
PERU	0.5%
UNITED ARAB EMIRATES	0.5%
Others	8.6%
Total:	100.0%

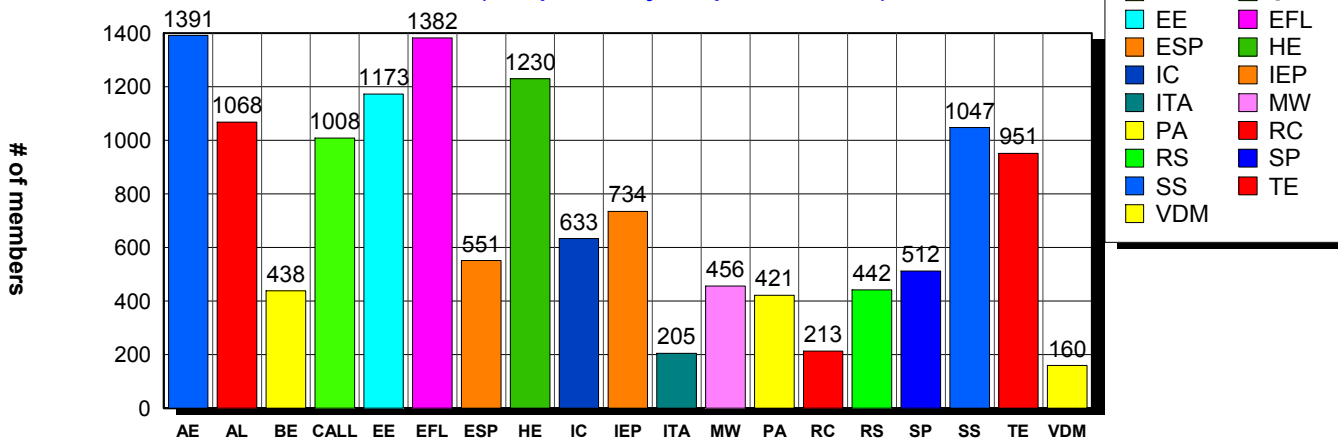
**Basic statistics on complimentary and paid memberships in interest sections
For members paid through 7/31/2004 or later.**

		<i>free versus paid</i>	
Adult Education Interest Section	1,391	<i>1,269</i>	<i>122</i>
Applied Linguistics Interest Section	1,068	<i>870</i>	<i>198</i>
Bilingual Education Interest Section	438	<i>346</i>	<i>92</i>
Computer-Assisted Language Learning Interest Section	1,008	<i>779</i>	<i>229</i>
Elementary Education Interest Section	1,173	<i>1,058</i>	<i>115</i>
English as a Foreign Language Interest Section	1,382	<i>1,176</i>	<i>206</i>
English for Specific Purposes Interest Section	551	<i>403</i>	<i>148</i>
ESL in Higher Education Interest Section	1,230	<i>1,072</i>	<i>158</i>
Intercultural Communication Interest Section	633	<i>452</i>	<i>181</i>
Intensive English Programs Interest Section	734	<i>605</i>	<i>129</i>
International Teaching Assistants Interest Section	205	<i>148</i>	<i>57</i>
Materials Writers Interest Section	456	<i>325</i>	<i>131</i>
Program Administration Interest Section	421	<i>282</i>	<i>139</i>
Refugee Concerns Interest Section	213	<i>149</i>	<i>64</i>
Research Interest Section	442	<i>273</i>	<i>169</i>
Speech/Pronunciation/Listening Interest Section	512	<i>349</i>	<i>163</i>
ESL in Secondary Schools Interest Section	1,047	<i>923</i>	<i>124</i>
Teacher Education Interest Section	951	<i>715</i>	<i>236</i>
Video and Digital Media Interest Section	160	<i>93</i>	<i>67</i>
<i>11,206 distinct members</i>	Total # of IS memberships	14,015	<i>11,287</i> <i>2,728</i>

The total count is the number of IS memberships total and may either be LESS or MORE than the actual number of individual members of TESOL. For instance, one member may belong to four interest sections, while some members may belong to none.

Interest Sections

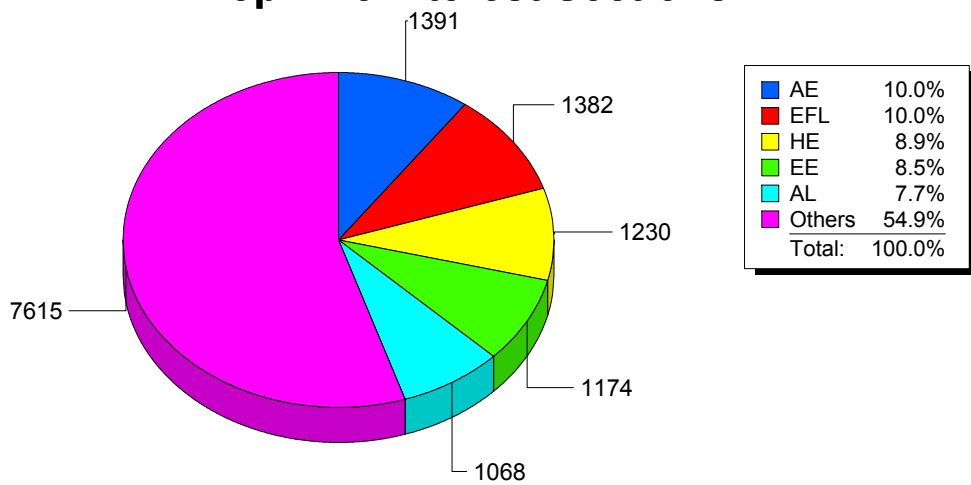
(Complimentary and paid combined)



**Basic statistics on complimentary and paid memberships in interest sections
For members paid through 7/31/2004 or later.**

free versus paid

Top Five Interest Sections



Basic statistics on complimentary and paid memberships in caucuses
For members paid through 7/31/2004 or later.

		<i>free versus paid</i>	
Christian Educators in TESOL Caucus	871	855	16
Caucus on Part-time Employment Conditions	536	518	18
Int'l Black Professionals & Friends in TESOL Caucus	159	140	19
Lesbian/Gay/Bisexual/Transgender & Friends Caucus	278	264	14
Nonnative English Speakers in TESOL Caucus	1,161	1,139	22
TESOLers for Social Responsibility Caucus	1,428	1,392	36
<i>4,289 distinct members</i>	Total # of caucus memberships	4,433	<i>4,308</i>

The total count is the number of caucus memberships total and may either be LESS or MORE than the actual number of individual members of TESOL. For instance, one member may belong to four caucuses, while some members may belong to none.

Caucuses

(Complimentary and paid combined)

