

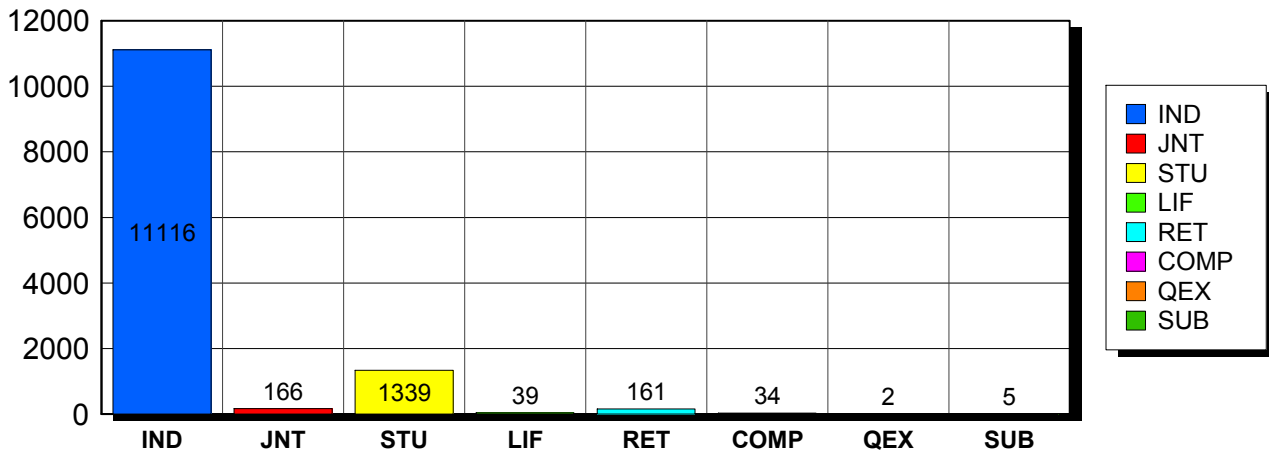
This report is based on members paid through 9/30/2004 or later.

10/4/2004

### Membership Statistics: Grand totals for basic membership, by member type

		<u># Memberships</u>	<u># Members</u>
IND	BASIC	11,116	11,116
JNT	BASIC	166	332
STU	BASIC	1,339	1,339
LIF	BASIC	39	39
RET	BASIC	161	161
COMP	BASIC	34	34
QEX	BASIC	2	2
SUB	BASIC	5	5
<b>Grand Total:</b>		<b>12,862</b>	<b>13,028</b>

### Member Types



Note: in all general statistic reports, joint household memberships are treated as "one" member EXCEPT in the second column of this report, where joints are counted as two people, providing the most accurate count of the number of TESOL members.

This report is based on members paid through 9/30/2004 or later.

<b>Country/State/Province</b>	<b>Total</b>
<b>ALBANIA</b>	<b>1</b>
<b>ALGERIA</b>	<b>3</b>
<b>ANGOLA</b>	<b>1</b>
<b>ARGENTINA</b>	<b>16</b>
<b>ARMENIA</b>	<b>6</b>
<b>AUSTRALIA</b>	<b>86</b>
<b>AUSTRIA</b>	<b>10</b>
<b>BAHRAIN</b>	<b>4</b>
<b>BANGLADESH</b>	<b>3</b>
<b>BELGIUM</b>	<b>4</b>
<b>BELIZE</b>	<b>3</b>
<b>BENIN</b>	<b>2</b>
<b>BOLIVIA</b>	<b>1</b>
<b>BOTSWANA</b>	<b>1</b>
<b>BRAZIL</b>	<b>60</b>
<b>BRUNEI DARUSSALAM</b>	<b>2</b>
<b>BULGARIA</b>	<b>1</b>
<b>CAMEROON</b>	<b>1</b>
<b>CANADA</b>	
<i>CANADA Alberta</i>	<i>33</i>
<i>CANADA British Columbia</i>	<i>98</i>
<i>CANADA Manitoba</i>	<i>13</i>
<i>CANADA New Brunswick</i>	<i>4</i>
<i>CANADA Nova Scotia</i>	<i>5</i>
<i>CANADA Ontario</i>	<i>124</i>
<i>CANADA Quebec</i>	<i>23</i>
<i>CANADA Saskatchewan</i>	<i>7</i>
<i>CANADA Yukon Territory</i>	<i>1</i>
<b>CANADA</b>	<b>308</b>
<b>CAYMAN ISLANDS</b>	<b>2</b>
<b>CHILE</b>	<b>6</b>
<b>COLOMBIA</b>	<b>16</b>
<b>COSTA RICA</b>	<b>12</b>
<b>COTE D'IVOIRE</b>	<b>1</b>
<b>CROATIA</b>	<b>12</b>
<b>CUBA</b>	<b>1</b>
<b>CYPRUS</b>	<b>4</b>
<b>CZECH REPUBLIC</b>	<b>7</b>
<b>DENMARK</b>	<b>3</b>
<b>DOMINICAN REPUBLIC</b>	<b>7</b>
<b>ECUADOR</b>	<b>11</b>
<b>EGYPT</b>	<b>32</b>
<b>EL SALVADOR</b>	<b>2</b>
<b>ETHIOPIA</b>	<b>2</b>
<b>FINLAND</b>	<b>11</b>
<b>FRANCE</b>	<b>19</b>
<b>FRENCH POLYNESIA</b>	<b>1</b>
<b>GEORGIA</b>	<b>2</b>
<b>GERMANY</b>	<b>49</b>
<b>GHANA</b>	<b>1</b>
<b>GREECE</b>	<b>22</b>
<b>GUATEMALA</b>	<b>6</b>
<b>HAITI</b>	<b>1</b>
<b>HONDURAS</b>	<b>1</b>
<b>HONG KONG SAR CHINA</b>	<b>52</b>
<b>HUNGARY</b>	<b>8</b>
<b>ICELAND</b>	<b>1</b>
<b>INDIA</b>	<b>8</b>
<b>INDONESIA</b>	<b>22</b>

IRAN	4
IRELAND	5
ISRAEL	35
ITALY	19
JAPAN	703
JORDAN	2
KAZAKHSTAN	6
KENYA	1
KUWAIT	10
LATVIA	1
LEBANON	14
LITHUANIA	2
MACAU	6
MACAU SAR CHINA	2
MACEDONIA	1
MADAGASCAR	1
MALAYSIA	11
MALI	1
MALTA	1
MEXICO	76
MOLDOVA	3
MOROCCO	8
NAMIBIA	1
NETHERLANDS	6
NEW ZEALAND	38
NICARAGUA	4
NIGER	1
NIGERIA	5
NORWAY	3
OMAN	3
PAKISTAN	21
PALESTINE	2
PANAMA	4
PARAGUAY	2
PEOPLES REP OF CHINA	110
PERU	67
PHILIPPINES	21
POLAND	6
PORTUGAL	5
QATAR	5
ROMANIA	8
RUSSIA	44
RWANDA	1
SAUDI ARABIA	32
SCOTLAND	3
SENEGAL	3
SERBIA AND MONTENEGRO	2
SINGAPORE	14
SLOVAKIA	3
SLOVENIA	3
SOUTH AFRICA	6
SOUTH KOREA	118
SPAIN	23
SWAZILAND	1
SWEDEN	12
SWITZERLAND	14
TAIWAN ROC	75
TAJKISTAN	3
TANZANIA	1
THAILAND	35
TOGO	1
TUNISIA	3
TURKEY	57
UGANDA	8

<b>UKRAINE</b>		<b>15</b>
<b>UNITED ARAB EMIRATES</b>		<b>68</b>
<b>UNITED KINGDOM</b>		<b>63</b>
<b>URUGUAY</b>		<b>6</b>
<b>USA</b>		
USA	Alabama	58
USA	Alaska	27
USA	American Embassy	24
USA	Arizona	206
USA	Arkansas	39
USA	Armed Forces	7
USA	Armed Frces Americas	2
USA	California	1730
USA	Colorado	191
USA	Connecticut	152
USA	Delaware	32
USA	District of Columbia	139
USA	Florida	382
USA	Georgia	244
USA	Guam	5
USA	Hawaii	94
USA	Idaho	40
USA	Illinois	458
USA	Indiana	137
USA	Iowa	109
USA	Kansas	91
USA	Kentucky	70
USA	Lousiana	45
USA	Maine	43
USA	Marshall Islands	4
USA	Maryland	370
USA	Massachusetts	338
USA	Michigan	275
USA	Micronesia	3
USA	Minnesota	214
USA	Mississippi	30
USA	Missouri	151
USA	Montana	18
USA	N Mariana Islands	3
USA	Nebraska	36
USA	Nevada	72
USA	New Hampshire	56
USA	New Jersey	339
USA	New Mexico	57
USA	New York	842
USA	North Carolina	145
USA	North Dakota	12
USA	Ohio	222
USA	Oklahoma	51
USA	Oregon	184
USA	Pennsylvania	408
USA	Puerto Rico	51
USA	Rhode Island	79
USA	South Carolina	62
USA	South Dakota	6
USA	Tennessee	127
USA	Texas	493
USA	Utah	145
USA	Vermont	78

<i>USA</i>	<i>Virgin Islands</i>	<i>1</i>
<i>USA</i>	<i>Virginia</i>	<i>428</i>
<i>USA</i>	<i>Washington</i>	<i>338</i>
<i>USA</i>	<i>West Virginia</i>	<i>21</i>
<i>USA</i>	<i>Wisconsin</i>	<i>167</i>
<i>USA</i>	<i>Wyoming</i>	<i>13</i>
<b>USA</b>		<b>10,164</b>
<b>UZBEKISTAN</b>		<b>1</b>
<b>VENEZUELA</b>		<b>10</b>
<b>VIETNAM</b>		<b>11</b>
<b>VIRGIN ISLANDS, BRITISH</b>		<b>1</b>
<b>YEMEN</b>		<b>2</b>
<b>Grand Total:</b>		<b>12,862</b>

123 distinct countries represented.

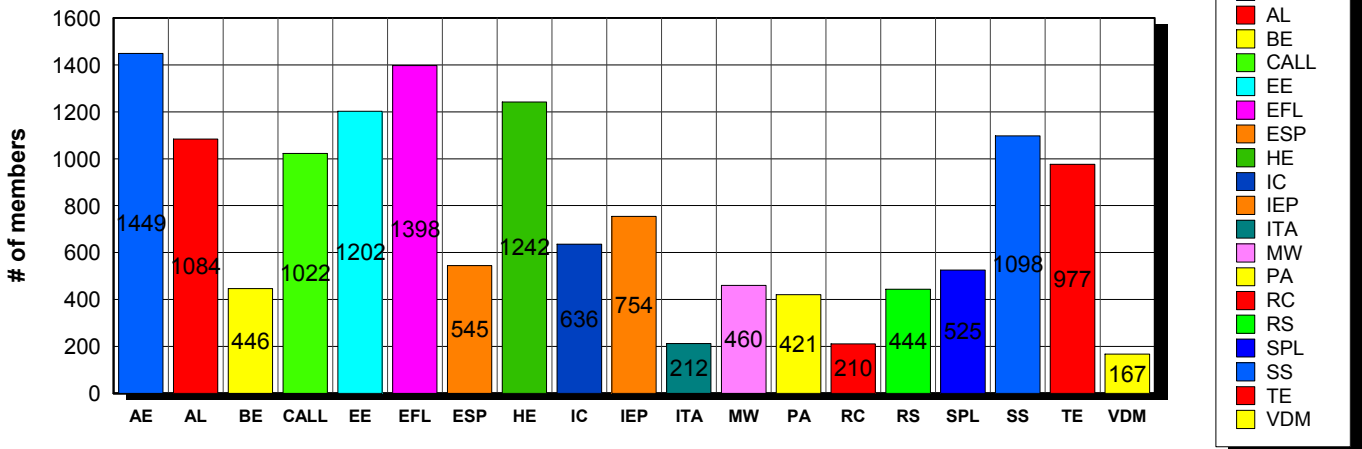
## Basic statistics on complimentary and paid memberships in interest sections For members paid through 9/30/2004 or later.

		<i>free versus paid</i>	
Adult Education Interest Section	1,449	1,323	126
Applied Linguistics Interest Section	1,084	878	206
Bilingual Education Interest Section	446	354	92
Computer-Assisted Language Learning Interest Section	1,022	791	231
Elementary Education Interest Section	1,202	1,092	110
English as a Foreign Language Interest Section	1,398	1,199	199
English for Specific Purposes Interest Section	545	403	142
ESL in Higher Education Interest Section	1,242	1,093	149
Intercultural Communication Interest Section	636	455	181
Intensive English Programs Interest Section	754	623	131
International Teaching Assistants Interest Section	212	154	58
Materials Writers Interest Section	460	322	138
Program Administration Interest Section	421	288	133
Refugee Concerns Interest Section	210	142	68
Research Interest Section	444	280	164
Speech/Pronunciation/Listening Interest Section	525	357	168
ESL in Secondary Schools Interest Section	1,098	965	133
Teacher Education Interest Section	977	743	234
Video and Digital Media Interest Section	167	96	71
<i>11,478 distinct members</i>	<b>Total # of IS memberships</b>	<b>14,292</b>	<b>11,558</b>
		<b>2,734</b>	

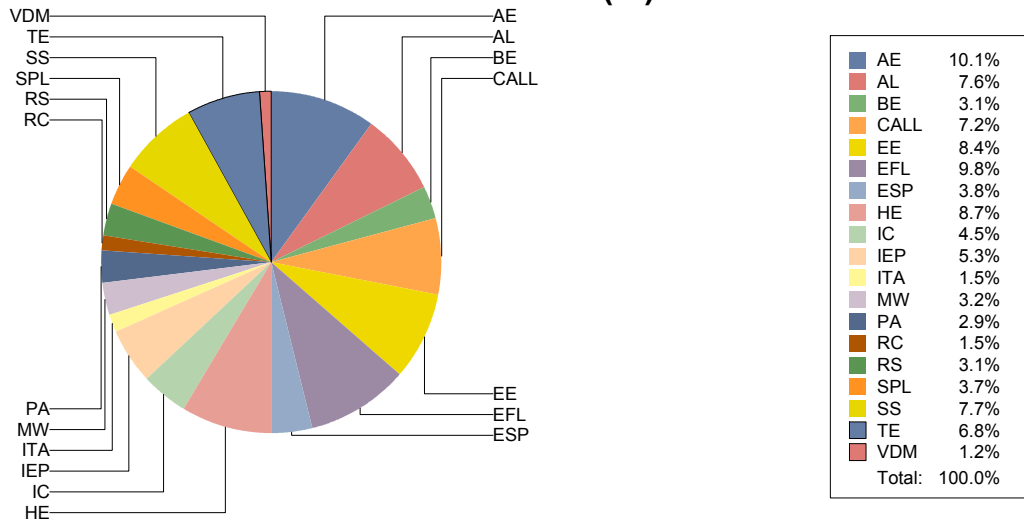
The total count is the number of IS memberships total and may either be LESS or MORE than the actual number of individual members of TESOL. For instance, one member may belong to four interest sections, while some members may belong to none.

### Interest Sections

(Complimentary and paid combined)



# Count of Interest Sections (%)



**Basic statistics on complimentary and paid memberships in caucuses  
For members paid through 9/30/2004 or later.**

		<i>free versus paid</i>	
Christian Educators in TESOL Caucus	<b>908</b>	892	16
Caucus on Part-time Employment Conditions	<b>536</b>	517	19
Int'l Black Professionals & Friends in TESOL Caucus	<b>165</b>	145	20
Lesbian/Gay/Bisexual/Transgender & Friends Caucus	<b>288</b>	273	15
Nonnative English Speakers in TESOL Caucus	<b>1,202</b>	1,180	22
TESOLers for Social Responsibility Caucus	<b>1,478</b>	1,443	35
<i>4,425 distinct members</i>	<b>Total # of caucus memberships</b>	<b>4,577</b>	<b>4,450</b>
			<i>127</i>

The total count is the number of caucus memberships total and may either be LESS or MORE than the actual number of individual members of TESOL. For instance, one member may belong to four caucuses, while some members may belong to none.

**Caucuses**

(Complimentary and paid combined)

