

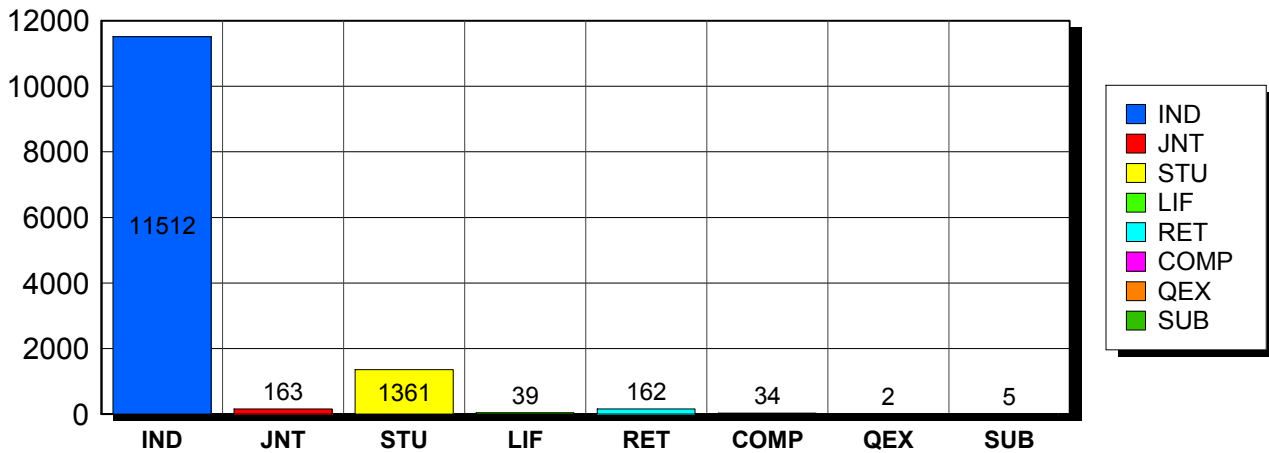
This report is based on members paid through 10/31/2004 or later.

11/4/2004

### Membership Statistics: Grand totals for basic membership, by member type

		<u># Memberships</u>	<u># Members</u>
IND	BASIC	11,512	11,512
JNT	BASIC	163	326
STU	BASIC	1,361	1,361
LIF	BASIC	39	39
RET	BASIC	162	162
COMP	BASIC	34	34
QEX	BASIC	2	2
SUB	BASIC	5	5
<b>Grand Total:</b>		<b>13,278</b>	<b>13,441</b>

### Member Types



Note: in all general statistic reports, joint household memberships are treated as "one" member EXCEPT in the second column of this report, where joints are counted as two people, providing the most accurate count of the number of TESOL members.

This report is based on members paid through 10/31/2004 or later.

<b>Country/State/Province</b>	<b>Total</b>
<b>ALBANIA</b>	<b>2</b>
<b>ALGERIA</b>	<b>4</b>
<b>ANGOLA</b>	<b>1</b>
<b>ARGENTINA</b>	<b>22</b>
<b>ARMENIA</b>	<b>8</b>
<b>AUSTRALIA</b>	<b>91</b>
<b>AUSTRIA</b>	<b>7</b>
<b>BAHRAIN</b>	<b>4</b>
<b>BANGLADESH</b>	<b>3</b>
<b>BELGIUM</b>	<b>5</b>
<b>BELIZE</b>	<b>3</b>
<b>BENIN</b>	<b>1</b>
<b>BOLIVIA</b>	<b>1</b>
<b>BRAZIL</b>	<b>67</b>
<b>BRUNEI DARUSSALAM</b>	<b>2</b>
<b>BULGARIA</b>	<b>1</b>
<b>CAMEROON</b>	<b>1</b>
<b>CANADA</b>	
<i>CANADA Alberta</i>	<i>36</i>
<i>CANADA British Columbia</i>	<i>101</i>
<i>CANADA Manitoba</i>	<i>16</i>
<i>CANADA New Brunswick</i>	<i>5</i>
<i>CANADA Newfoundland</i>	<i>1</i>
<i>CANADA Nova Scotia</i>	<i>5</i>
<i>CANADA Nunavut</i>	<i>1</i>
<i>CANADA Ontario</i>	<i>129</i>
<i>CANADA Quebec</i>	<i>26</i>
<i>CANADA Saskatchewan</i>	<i>7</i>
<i>CANADA Yukon Territory</i>	<i>1</i>
<b>CANADA</b>	<b>328</b>
<b>CAYMAN ISLANDS</b>	<b>2</b>
<b>CHILE</b>	<b>6</b>
<b>COLOMBIA</b>	<b>17</b>
<b>COSTA RICA</b>	<b>13</b>
<b>COTE D'IVOIRE</b>	<b>1</b>
<b>CROATIA</b>	<b>13</b>
<b>CUBA</b>	<b>1</b>
<b>CYPRUS</b>	<b>3</b>
<b>CZECH REPUBLIC</b>	<b>7</b>
<b>DENMARK</b>	<b>3</b>
<b>DOMINICAN REPUBLIC</b>	<b>9</b>
<b>ECUADOR</b>	<b>11</b>
<b>EGYPT</b>	<b>37</b>
<b>EL SALVADOR</b>	<b>1</b>
<b>ETHIOPIA</b>	<b>2</b>
<b>FINLAND</b>	<b>11</b>
<b>FRANCE</b>	<b>20</b>
<b>FRENCH POLYNESIA</b>	<b>1</b>
<b>GEORGIA</b>	<b>2</b>
<b>GERMANY</b>	<b>50</b>
<b>GHANA</b>	<b>1</b>
<b>GREECE</b>	<b>21</b>
<b>GUATEMALA</b>	<b>6</b>
<b>HAITI</b>	<b>1</b>
<b>HONDURAS</b>	<b>1</b>
<b>HONG KONG SAR CHINA</b>	<b>52</b>
<b>HUNGARY</b>	<b>9</b>
<b>ICELAND</b>	<b>1</b>
<b>INDIA</b>	<b>10</b>

INDONESIA	24
IRAN	4
IRELAND	5
ISRAEL	35
ITALY	24
JAPAN	707
JORDAN	3
KAZAKHSTAN	5
KENYA	1
KUWAIT	11
KYRGYZSTAN	1
LATVIA	2
LEBANON	18
LITHUANIA	3
MACAU	5
MACAU SAR CHINA	1
MACEDONIA	1
MADAGASCAR	1
MALAYSIA	11
MALI	2
MALTA	1
MARTINIQUE	1
MEXICO	87
MOLDOVA	3
MONGOLIA	1
MOROCCO	8
NAMIBIA	1
NETHERLANDS	7
NEW ZEALAND	37
NICARAGUA	4
NIGER	1
NIGERIA	6
NORWAY	4
OMAN	4
PAKISTAN	22
PALESTINE	2
PANAMA	4
PARAGUAY	2
PEOPLES REP OF CHINA	106
PERU	68
PHILIPPINES	23
POLAND	7
PORTUGAL	5
QATAR	5
ROMANIA	5
RUSSIA	45
RWANDA	1
SAUDI ARABIA	33
SCOTLAND	3
SENEGAL	5
SERBIA AND MONTENEGRO	2
SINGAPORE	14
SLOVAKIA	3
SLOVENIA	3
SOUTH AFRICA	7
SOUTH KOREA	120
SPAIN	27
SWAZILAND	1
SWEDEN	11
SWITZERLAND	12
TAIWAN ROC	80
TAJKISTAN	3
THAILAND	35
TOGO	1

<b>TUNISIA</b>	<b>3</b>	
<b>TURKEY</b>	<b>57</b>	
<b>UGANDA</b>	<b>8</b>	
<b>UKRAINE</b>	<b>17</b>	
<b>UNITED ARAB EMIRATES</b>	<b>68</b>	
<b>UNITED KINGDOM</b>	<b>68</b>	
<b>URUGUAY</b>	<b>6</b>	
<b>USA</b>		
USA	Alabama	58
USA	Alaska	29
USA	American Embassy	25
USA	Arizona	210
USA	Arkansas	45
USA	Armed Forces	8
USA	Armed Frces Americas	3
USA	California	1764
USA	Colorado	191
USA	Connecticut	155
USA	Delaware	33
USA	District of Columbia	126
USA	Florida	400
USA	Georgia	249
USA	Guam	6
USA	Hawaii	106
USA	Idaho	44
USA	Illinois	474
USA	Indiana	136
USA	Iowa	113
USA	Kansas	96
USA	Kentucky	70
USA	Lousiana	49
USA	Maine	43
USA	Marshall Islands	4
USA	Maryland	368
USA	Massachusetts	356
USA	Michigan	272
USA	Micronesia	3
USA	Minnesota	220
USA	Mississippi	31
USA	Missouri	154
USA	Montana	19
USA	N Mariana Islands	3
USA	Nebraska	37
USA	Nevada	73
USA	New Hampshire	60
USA	New Jersey	366
USA	New Mexico	62
USA	New York	881
USA	North Carolina	154
USA	North Dakota	11
USA	Ohio	236
USA	Oklahoma	53
USA	Oregon	197
USA	Pennsylvania	417
USA	Puerto Rico	56
USA	Rhode Island	83
USA	South Carolina	61
USA	South Dakota	6
USA	Tennessee	131

<i>USA</i>	<i>Texas</i>	<i>505</i>
<i>USA</i>	<i>Utah</i>	<i>141</i>
<i>USA</i>	<i>Vermont</i>	<i>81</i>
<i>USA</i>	<i>Virgin Islands</i>	<i>1</i>
<i>USA</i>	<i>Virginia</i>	<i>434</i>
<i>USA</i>	<i>Washington</i>	<i>348</i>
<i>USA</i>	<i>West Virginia</i>	<i>21</i>
<i>USA</i>	<i>Wisconsin</i>	<i>187</i>
<i>USA</i>	<i>Wyoming</i>	<i>12</i>
<b>USA</b>		<b>10,477</b>
<b>UZBEKISTAN</b>		<b>1</b>
<b>VENEZUELA</b>		<b>12</b>
<b>VIETNAM</b>		<b>11</b>
<b>VIRGIN ISLANDS, BRITISH</b>		<b>1</b>
<b>YEMEN</b>		<b>2</b>
	<b>Grand Total:</b>	<b>13,278</b>

124 distinct countries represented.

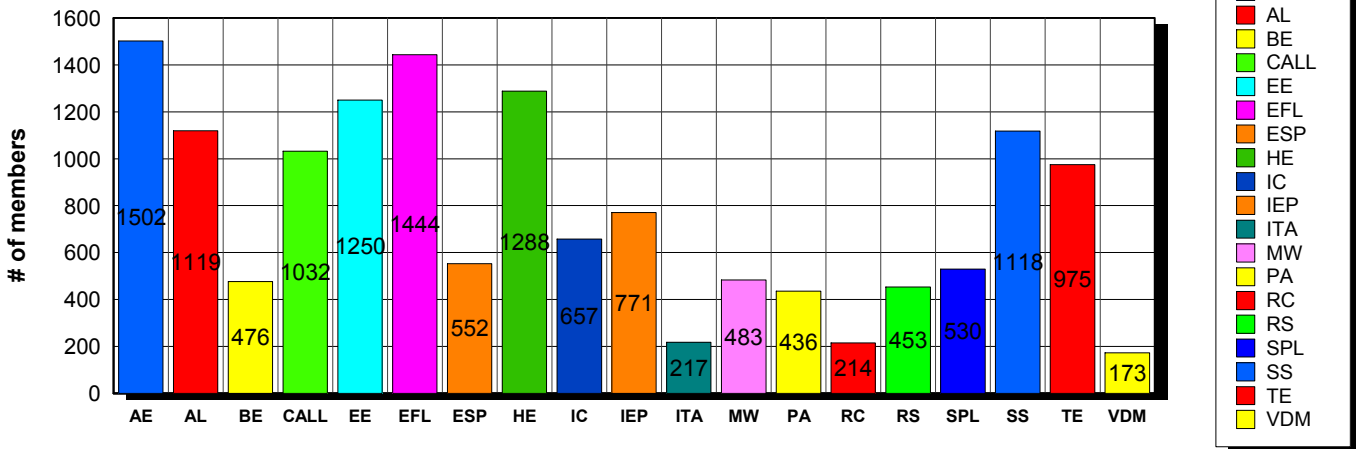
## Basic statistics on complimentary and paid memberships in interest sections For members paid through 10/31/2004 or later.

		<i>free versus paid</i>	
Adult Education Interest Section	1,502	1,373	129
Applied Linguistics Interest Section	1,119	915	204
Bilingual Education Interest Section	476	381	95
Computer-Assisted Language Learning Interest Section	1,032	803	229
Elementary Education Interest Section	1,250	1,141	109
English as a Foreign Language Interest Section	1,444	1,239	205
English for Specific Purposes Interest Section	552	409	143
ESL in Higher Education Interest Section	1,288	1,133	155
Intercultural Communication Interest Section	657	469	188
Intensive English Programs Interest Section	771	638	133
International Teaching Assistants Interest Section	217	160	57
Materials Writers Interest Section	483	337	146
Program Administration Interest Section	436	297	139
Refugee Concerns Interest Section	214	149	65
Research Interest Section	453	284	169
Speech/Pronunciation/Listening Interest Section	530	361	169
ESL in Secondary Schools Interest Section	1,118	991	127
Teacher Education Interest Section	975	748	227
Video and Digital Media Interest Section	173	97	76
<i>11,851 distinct members</i>	<b>Total # of IS memberships</b>	<b>14,690</b>	<b>11,925</b> <b>2,765</b>

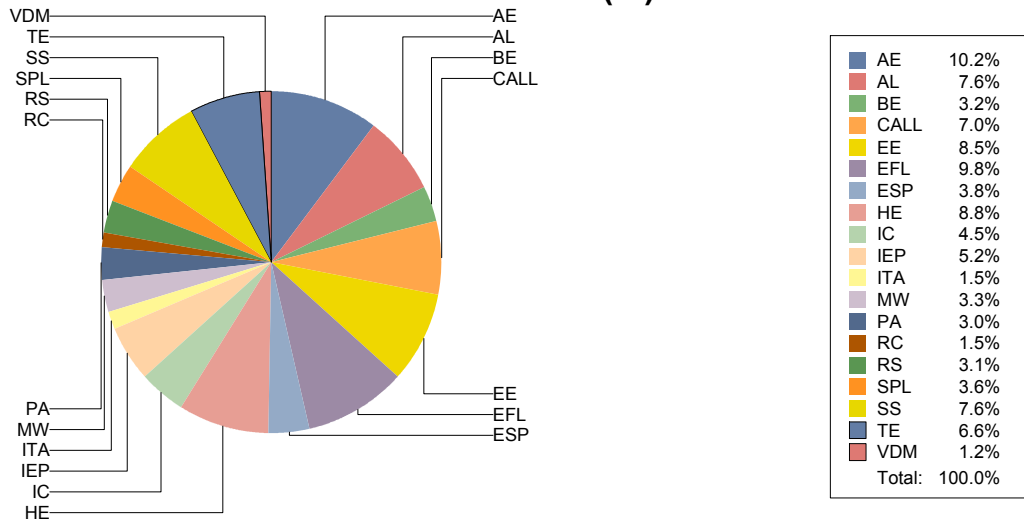
The total count is the number of IS memberships total and may either be LESS or MORE than the actual number of individual members of TESOL. For instance, one member may belong to four interest sections, while some members may belong to none.

### Interest Sections

(Complimentary and paid combined)



# Count of Interest Sections (%)



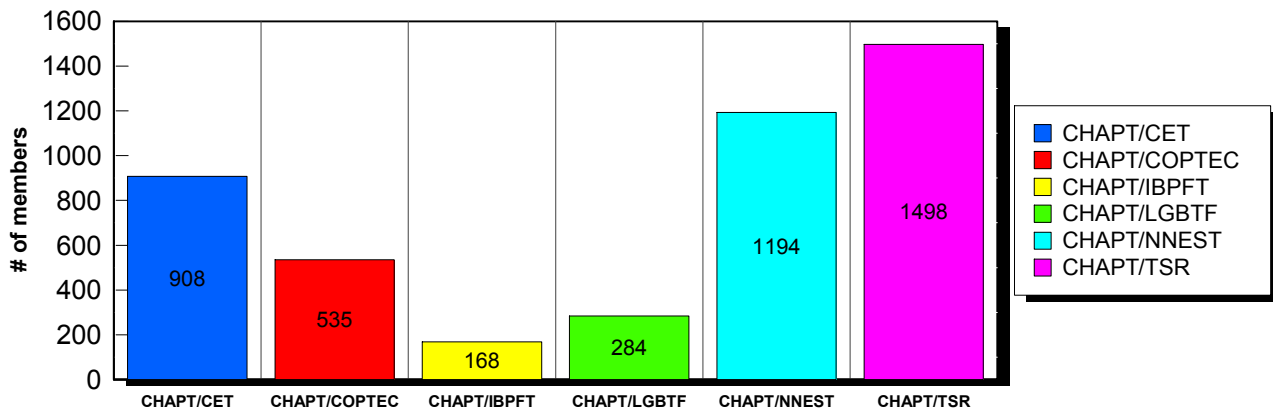
## Basic statistics on complimentary and paid memberships in caucuses For members paid through 10/31/2004 or later.

		<i>free versus paid</i>	
Christian Educators in TESOL Caucus	<b>908</b>	892	16
Caucus on Part-time Employment Conditions	<b>535</b>	518	17
Int'l Black Professionals & Friends in TESOL Caucus	<b>168</b>	148	20
Lesbian/Gay/Bisexual/Transgender & Friends Caucus	<b>284</b>	271	13
Nonnative English Speakers in TESOL Caucus	<b>1,194</b>	1,169	25
TESOLers for Social Responsibility Caucus	<b>1,498</b>	1,464	34
<i>4,441 distinct members</i>	<b>Total # of caucus memberships</b>	<b>4,587</b>	<b>4,462</b>
		<i>125</i>	

The total count is the number of caucus memberships total and may either be LESS or MORE than the actual number of individual members of TESOL. For instance, one member may belong to four caucuses, while some members may belong to none.

### Caucuses

(Complimentary and paid combined)

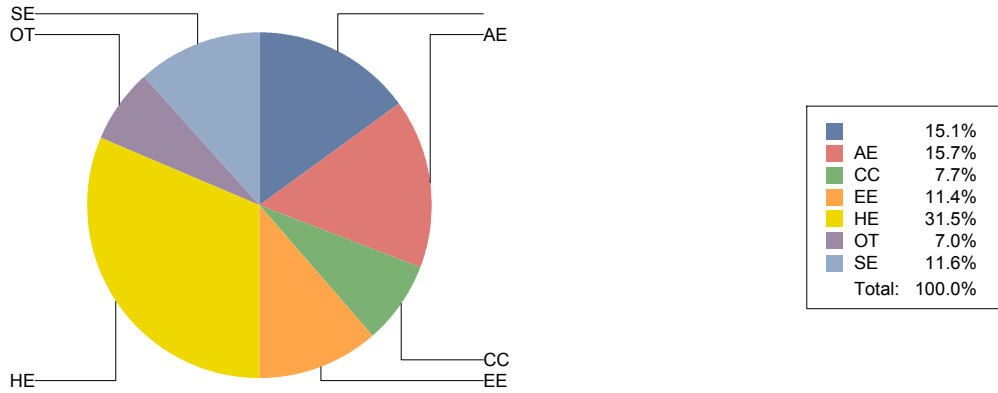




**Basic Statistics on Area of Work (Members paid through >= 10/31/2004)**

<u>AREA OF WORK</u>	<u>EMPLOYED</u>
	2002
AE	2082
CC	1026
EE	1516
HE	4185
OT	923
SE	1546
	<u>13,280</u>

**Areas of Work**



*(Blanks indicate no response)*