

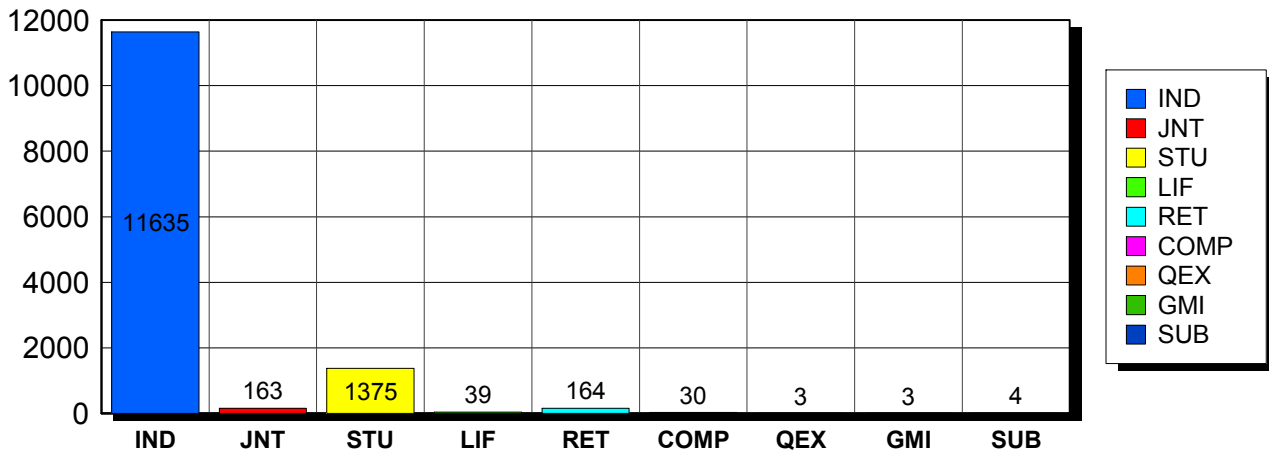
This report is based on members paid through 11/30/2004 or later.

12/7/2004

### Membership Statistics: Grand totals for basic membership, by member type

		<u># Memberships</u>	<u># Members</u>
IND	BASIC	11,635	11,635
JNT	BASIC	163	326
STU	BASIC	1,375	1,375
LIF	BASIC	39	39
RET	BASIC	164	164
COMP	BASIC	30	30
QEX	BASIC	3	3
GMI	BASIC	3	3
SUB	BASIC	4	4
<b>Grand Total:</b>		<b>13,416</b>	<b>13,579</b>

### Member Types



Note: in all general statistic reports, joint household memberships are treated as "one" member EXCEPT in the second column of this report, where joints are counted as two people, providing the most accurate count of the number of TESOL members.

This report is based on members paid through 11/30/2004 or later.

<b>Country/State/Province</b>	<b>Total</b>
<b>ALBANIA</b>	<b>2</b>
<b>ALGERIA</b>	<b>4</b>
<b>ANGOLA</b>	<b>1</b>
<b>ANGUILLA</b>	<b>1</b>
<b>ARGENTINA</b>	<b>22</b>
<b>ARMENIA</b>	<b>10</b>
<b>AUSTRALIA</b>	<b>90</b>
<b>AUSTRIA</b>	<b>8</b>
<b>BAHRAIN</b>	<b>4</b>
<b>BANGLADESH</b>	<b>4</b>
<b>BELGIUM</b>	<b>6</b>
<b>BELIZE</b>	<b>3</b>
<b>BENIN</b>	<b>1</b>
<b>BOLIVIA</b>	<b>1</b>
<b>BRAZIL</b>	<b>71</b>
<b>BRUNEI DARUSSALAM</b>	<b>2</b>
<b>BULGARIA</b>	<b>1</b>
<b>BURKINA FASO</b>	<b>1</b>
<b>CAMEROON</b>	<b>1</b>
<b>CANADA</b>	
<i>CANADA Alberta</i>	<i>38</i>
<i>CANADA British Columbia</i>	<i>99</i>
<i>CANADA Manitoba</i>	<i>16</i>
<i>CANADA New Brunswick</i>	<i>5</i>
<i>CANADA Newfoundland</i>	<i>1</i>
<i>CANADA Nova Scotia</i>	<i>5</i>
<i>CANADA Nunavut</i>	<i>1</i>
<i>CANADA Ontario</i>	<i>139</i>
<i>CANADA Quebec</i>	<i>27</i>
<i>CANADA Saskatchewan</i>	<i>9</i>
<i>CANADA Yukon Territory</i>	<i>1</i>
<b>CANADA</b>	<b>341</b>
<b>CAYMAN ISLANDS</b>	<b>2</b>
<b>CHILE</b>	<b>6</b>
<b>COLOMBIA</b>	<b>19</b>
<b>COSTA RICA</b>	<b>13</b>
<b>COTE D'IVOIRE</b>	<b>1</b>
<b>CROATIA</b>	<b>12</b>
<b>CYPRUS</b>	<b>3</b>
<b>CZECH REPUBLIC</b>	<b>7</b>
<b>DENMARK</b>	<b>3</b>
<b>DOMINICAN REPUBLIC</b>	<b>9</b>
<b>ECUADOR</b>	<b>13</b>
<b>EGYPT</b>	<b>38</b>
<b>EL SALVADOR</b>	<b>1</b>
<b>ETHIOPIA</b>	<b>2</b>
<b>FINLAND</b>	<b>11</b>
<b>FRANCE</b>	<b>19</b>
<b>FRENCH POLYNESIA</b>	<b>1</b>
<b>GEORGIA</b>	<b>2</b>
<b>GERMANY</b>	<b>51</b>
<b>GHANA</b>	<b>1</b>
<b>GREECE</b>	<b>19</b>
<b>GUATEMALA</b>	<b>6</b>
<b>HONDURAS</b>	<b>1</b>
<b>HONG KONG SAR CHINA</b>	<b>51</b>
<b>HUNGARY</b>	<b>9</b>
<b>ICELAND</b>	<b>1</b>
<b>INDIA</b>	<b>10</b>

INDONESIA	25
IRAN	4
IRELAND	5
ISRAEL	34
ITALY	25
JAPAN	711
JORDAN	3
KAZAKHSTAN	5
KENYA	1
KUWAIT	10
KYRGYZSTAN	1
LATVIA	2
LEBANON	18
LITHUANIA	3
MACAU	6
MACAU SAR CHINA	1
MACEDONIA	1
MADAGASCAR	1
MALAYSIA	11
MALI	2
MALTA	1
MARTINIQUE	1
MEXICO	87
MOLDOVA	3
MONGOLIA	1
MOROCCO	8
NAMIBIA	1
NETHERLANDS	7
NEW ZEALAND	35
NICARAGUA	4
NIGER	1
NIGERIA	6
NORWAY	4
OMAN	4
PAKISTAN	22
PALESTINE	2
PANAMA	4
PARAGUAY	2
PEOPLES REP OF CHINA	106
PERU	67
PHILIPPINES	22
POLAND	7
PORTUGAL	5
QATAR	5
ROMANIA	5
RUSSIA	45
RWANDA	1
SAUDI ARABIA	33
SCOTLAND	3
SENEGAL	5
SERBIA AND MONTENEGRO	2
SINGAPORE	14
SLOVAKIA	3
SLOVENIA	3
SOUTH AFRICA	6
SOUTH KOREA	119
SPAIN	26
SWAZILAND	1
SWEDEN	10
SWITZERLAND	12
TAIWAN ROC	83
TAJKISTAN	3
TANZANIA	1
THAILAND	36

<b>TOGO</b>		<b>1</b>
<b>TRINIDAD AND TOBAGO</b>		<b>1</b>
<b>TUNISIA</b>		<b>3</b>
<b>TURKEY</b>		<b>57</b>
<b>UGANDA</b>		<b>6</b>
<b>UKRAINE</b>		<b>16</b>
<b>UNITED ARAB EMIRATES</b>		<b>68</b>
<b>UNITED KINGDOM</b>		<b>68</b>
<b>URUGUAY</b>		<b>6</b>
<b>USA</b>		
USA	Alabama	59
USA	Alaska	32
USA	American Embassy	24
USA	Arizona	206
USA	Arkansas	48
USA	Armed Forces	9
USA	Armed Frces Americas	3
USA	California	1765
USA	Colorado	194
USA	Connecticut	155
USA	Delaware	34
USA	District of Columbia	132
USA	Florida	401
USA	Georgia	248
USA	Guam	6
USA	Hawaii	104
USA	Idaho	43
USA	Illinois	488
USA	Indiana	140
USA	Iowa	116
USA	Kansas	97
USA	Kentucky	73
USA	Lousiana	49
USA	Maine	46
USA	Marshall Islands	4
USA	Maryland	369
USA	Massachusetts	360
USA	Michigan	266
USA	Micronesia	3
USA	Minnesota	223
USA	Mississippi	34
USA	Missouri	156
USA	Montana	19
USA	N Mariana Islands	2
USA	Nebraska	40
USA	Nevada	73
USA	New Hampshire	61
USA	New Jersey	374
USA	New Mexico	63
USA	New York	884
USA	North Carolina	153
USA	North Dakota	11
USA	Ohio	239
USA	Oklahoma	54
USA	Oregon	200
USA	Pennsylvania	428
USA	Puerto Rico	56
USA	Rhode Island	87
USA	South Carolina	62

<i>USA</i>	<i>South Dakota</i>	<i>6</i>
<i>USA</i>	<i>Tennessee</i>	<i>129</i>
<i>USA</i>	<i>Texas</i>	<i>532</i>
<i>USA</i>	<i>Utah</i>	<i>144</i>
<i>USA</i>	<i>Vermont</i>	<i>82</i>
<i>USA</i>	<i>Virgin Islands</i>	<i>1</i>
<i>USA</i>	<i>Virginia</i>	<i>431</i>
<i>USA</i>	<i>Washington</i>	<i>349</i>
<i>USA</i>	<i>West Virginia</i>	<i>22</i>
<i>USA</i>	<i>Wisconsin</i>	<i>191</i>
<i>USA</i>	<i>Wyoming</i>	<i>13</i>
<b>USA</b>		<b>10,593</b>
<b>UZBEKISTAN</b>		<b>1</b>
<b>VENEZUELA</b>		<b>12</b>
<b>VIETNAM</b>		<b>11</b>
<b>VIRGIN ISLANDS, BRITISH</b>		<b>1</b>
<b>YEMEN</b>		<b>2</b>
	<b>Grand Total:</b>	<b>13,416</b>

126 distinct countries represented.

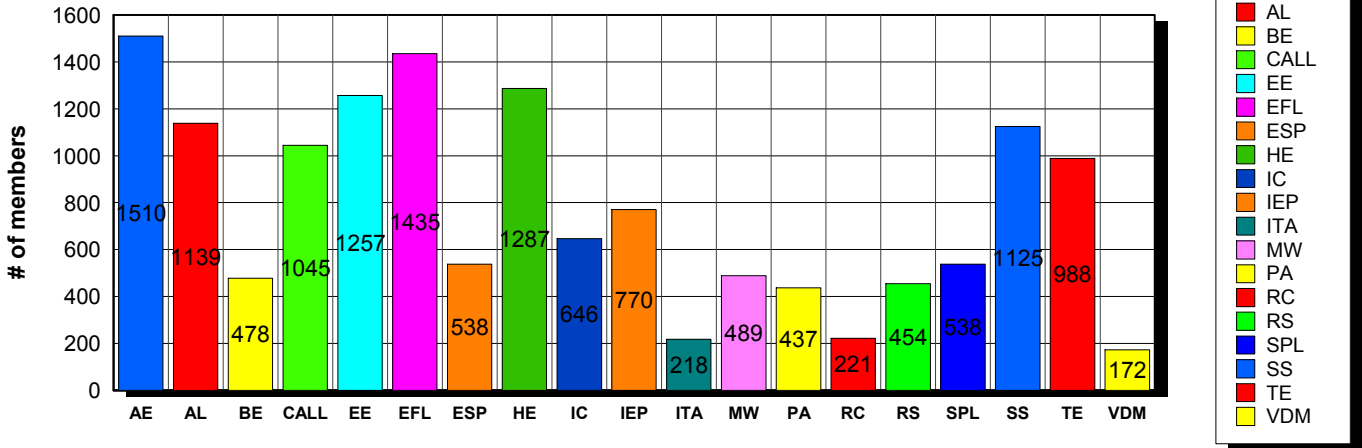
## Basic statistics on complimentary and paid memberships in interest sections For members paid through 11/30/2004 or later.

		<i>free versus paid</i>	
Adult Education Interest Section	1,510	1,383	127
Applied Linguistics Interest Section	1,139	933	206
Bilingual Education Interest Section	478	388	90
Computer-Assisted Language Learning Interest Section	1,045	824	221
Elementary Education Interest Section	1,257	1,143	114
English as a Foreign Language Interest Section	1,435	1,239	196
English for Specific Purposes Interest Section	538	407	131
ESL in Higher Education Interest Section	1,287	1,132	155
Intercultural Communication Interest Section	646	465	181
Intensive English Programs Interest Section	770	644	126
International Teaching Assistants Interest Section	218	162	56
Materials Writers Interest Section	489	337	152
Program Administration Interest Section	437	300	137
Refugee Concerns Interest Section	221	154	67
Research Interest Section	454	284	170
Speech/Pronunciation/Listening Interest Section	538	369	169
ESL in Secondary Schools Interest Section	1,125	991	134
Teacher Education Interest Section	988	762	226
Video and Digital Media Interest Section	172	97	75
<i>11,940 distinct members</i>	<b>Total # of IS memberships</b>	<b>14,747</b>	<b>12,014</b>
		<b>2,733</b>	

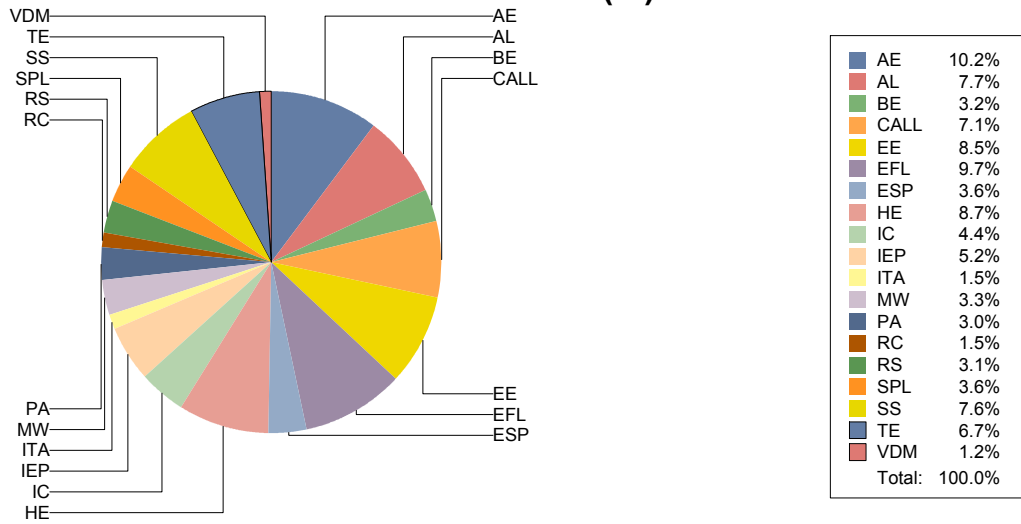
The total count is the number of IS memberships total and may either be LESS or MORE than the actual number of individual members of TESOL. For instance, one member may belong to four interest sections, while some members may belong to none.

### Interest Sections

(Complimentary and paid combined)



## Count of Interest Sections (%)



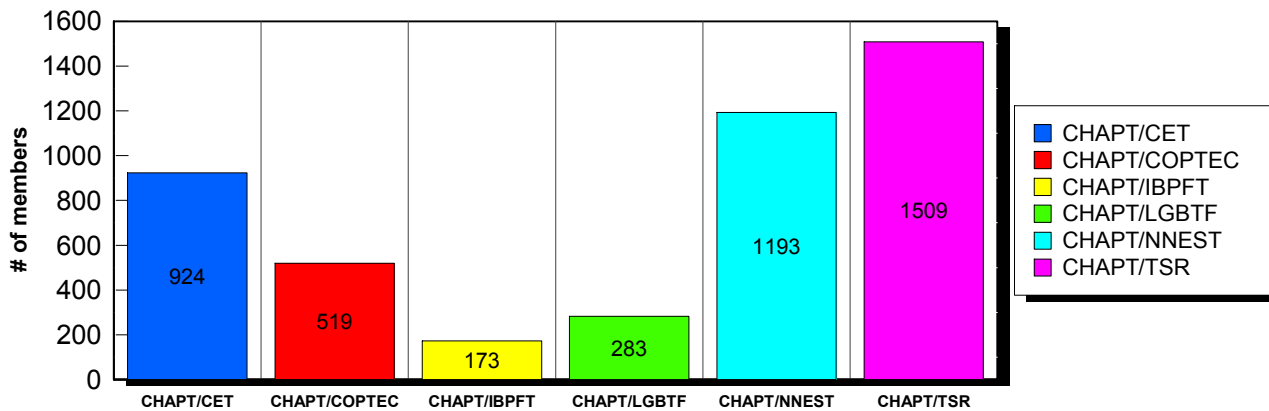
## Basic statistics on complimentary and paid memberships in caucuses For members paid through 11/30/2004 or later.

		<i>free versus paid</i>	
Christian Educators in TESOL Caucus	924	911	13
Caucus on Part-time Employment Conditions	519	504	15
Int'l Black Professionals & Friends in TESOL Caucus	173	154	19
Lesbian/Gay/Bisexual/Transgender & Friends Caucus	283	270	13
Nonnative English Speakers in TESOL Caucus	1,193	1,167	26
TESOLers for Social Responsibility Caucus	1,509	1,476	33
<i>4,461 distinct members</i>	<b>Total # of caucus memberships</b>	<b>4,601</b>	<b>4,482</b>

The total count is the number of caucus memberships total and may either be LESS or MORE than the actual number of individual members of TESOL. For instance, one member may belong to four caucuses, while some members may belong to none.

### Caucuses

(Complimentary and paid combined)

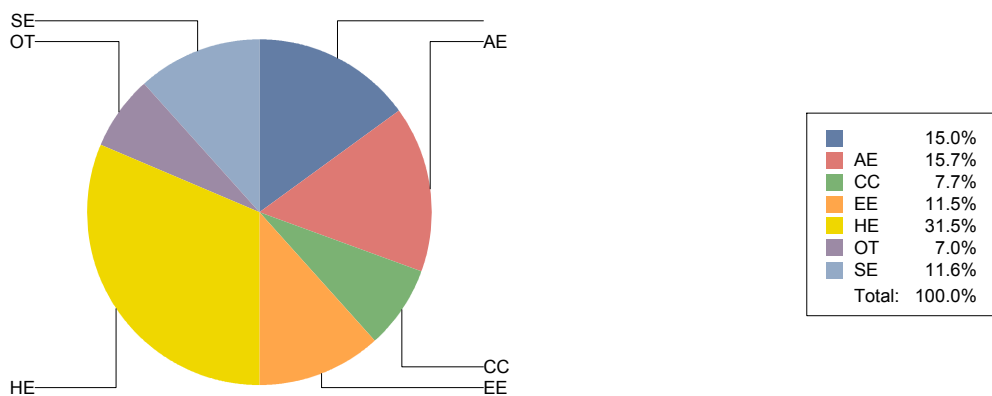




## Basic Statistics on Area of Work (Members paid through >= 11/30/2004)

<u>AREA OF WORK</u>	<u>EMPLOYED</u>
	2,013
AE	2,102
CC	1,031
EE	1,544
HE	4,224
OT	940
SE	1,563
	<u>13,417</u>

### Areas of Work



(Blanks indicate no response)