


This report is based on members paid through 12/31/2004 or later.

1/12/2005

**Membership Statistics: Grand totals for basic membership, by member type**

		<u># Memberships</u>	<u># Members</u>
IND	BASIC	11,480	11,480
JNT	BASIC	165	330
STU	BASIC	1,389	1,389
LIF	BASIC	39	39
RET	BASIC	165	165
COMP	BASIC	33	33
QEX	BASIC	3	3
GME	BASIC	4	4
GMI	BASIC	70	70
SUB	BASIC	3	3
<b>Grand Total:</b>		<b>13,351</b>	<b>13,516</b>

**Member Types**



Note: in all general statistic reports, joint household memberships are treated as "one" member EXCEPT in the second column of this report, where joints are counted as two people, providing the most accurate count of the number of TESOL members.

This report is based on members paid through 12/31/2004 or later.

<b>Country/State/Province</b>	<b>Total</b>
<b>ALBANIA</b>	<b>2</b>
<b>ALGERIA</b>	<b>4</b>
<b>ANGOLA</b>	<b>1</b>
<b>ANGUILLA</b>	<b>1</b>
<b>ARGENTINA</b>	<b>21</b>
<b>ARMENIA</b>	<b>11</b>
<b>ARUBA</b>	<b>1</b>
<b>AUSTRALIA</b>	<b>85</b>
<b>AUSTRIA</b>	<b>8</b>
<b>BAHRAIN</b>	<b>4</b>
<b>BANGLADESH</b>	<b>4</b>
<b>BELGIUM</b>	<b>6</b>
<b>BELIZE</b>	<b>3</b>
<b>BENIN</b>	<b>1</b>
<b>BOLIVIA</b>	<b>1</b>
<b>BOTSWANA</b>	<b>1</b>
<b>BRAZIL</b>	<b>70</b>
<b>BRUNEI DARUSSALAM</b>	<b>1</b>
<b>BULGARIA</b>	<b>1</b>
<b>BURKINA FASO</b>	<b>1</b>
<b>CAMEROON</b>	<b>1</b>
<b>CANADA</b>	
<i>CANADA Alberta</i>	<i>36</i>
<i>CANADA British Columbia</i>	<i>96</i>
<i>CANADA Manitoba</i>	<i>16</i>
<i>CANADA New Brunswick</i>	<i>5</i>
<i>CANADA Newfoundland</i>	<i>2</i>
<i>CANADA Nova Scotia</i>	<i>4</i>
<i>CANADA Nunavut</i>	<i>1</i>
<i>CANADA Ontario</i>	<i>131</i>
<i>CANADA Quebec</i>	<i>25</i>
<i>CANADA Saskatchewan</i>	<i>9</i>
<i>CANADA Yukon Territory</i>	<i>1</i>
<b>CANADA</b>	<b>326</b>
<b>CHILE</b>	<b>7</b>
<b>COLOMBIA</b>	<b>19</b>
<b>COSTA RICA</b>	<b>13</b>
<b>COTE D'IVOIRE</b>	<b>1</b>
<b>CROATIA</b>	<b>12</b>
<b>CYPRUS</b>	<b>3</b>
<b>CZECH REPUBLIC</b>	<b>7</b>
<b>DENMARK</b>	<b>3</b>
<b>DOMINICAN REPUBLIC</b>	<b>8</b>
<b>ECUADOR</b>	<b>13</b>
<b>EGYPT</b>	<b>39</b>
<b>EL SALVADOR</b>	<b>1</b>
<b>ETHIOPIA</b>	<b>2</b>
<b>FINLAND</b>	<b>10</b>
<b>FRANCE</b>	<b>19</b>
<b>FRENCH POLYNESIA</b>	<b>1</b>
<b>GEORGIA</b>	<b>2</b>
<b>GERMANY</b>	<b>51</b>
<b>GHANA</b>	<b>1</b>
<b>GREECE</b>	<b>18</b>
<b>GUATEMALA</b>	<b>7</b>
<b>HAITI</b>	<b>1</b>
<b>HONDURAS</b>	<b>1</b>
<b>HONG KONG SAR CHINA</b>	<b>52</b>
<b>HUNGARY</b>	<b>9</b>

ICELAND	1
INDIA	10
INDONESIA	24
IRAN	4
IRELAND	5
ISRAEL	35
ITALY	25
JAPAN	694
JORDAN	3
KAZAKHSTAN	5
KENYA	1
KUWAIT	12
KYRGYZSTAN	1
LATVIA	2
LEBANON	17
LITHUANIA	3
MACAU	5
MACAU SAR CHINA	1
MACEDONIA	1
MADAGASCAR	1
MALAYSIA	11
MALI	2
MALTA	1
MARTINIQUE	1
MEXICO	87
MOLDOVA	3
MONGOLIA	1
MOROCCO	8
NAMIBIA	1
NETHERLANDS	7
NEW ZEALAND	36
NICARAGUA	4
NIGER	1
NIGERIA	6
NORWAY	4
OMAN	6
PAKISTAN	23
PALESTINE	2
PANAMA	4
PARAGUAY	2
PEOPLES REP OF CHINA	102
PERU	67
PHILIPPINES	20
POLAND	6
PORTUGAL	5
QATAR	5
ROMANIA	5
RUSSIA	47
RWANDA	1
SAUDI ARABIA	32
SCOTLAND	3
SENEGAL	6
SERBIA AND MONTENEGRO	2
SINGAPORE	13
SLOVAKIA	2
SLOVENIA	3
SOUTH AFRICA	7
SOUTH KOREA	127
SPAIN	24
SWAZILAND	1
SWEDEN	11
SWITZERLAND	13
TAIWAN ROC	82
TAJKISTAN	3

<b>TANZANIA</b>	<b>1</b>	
<b>THAILAND</b>	<b>38</b>	
<b>TOGO</b>	<b>1</b>	
<b>TRINIDAD AND TOBAGO</b>	<b>2</b>	
<b>TUNISIA</b>	<b>3</b>	
<b>TURKEY</b>	<b>50</b>	
<b>UGANDA</b>	<b>7</b>	
<b>UKRAINE</b>	<b>16</b>	
<b>UNITED ARAB EMIRATES</b>	<b>70</b>	
<b>UNITED KINGDOM</b>	<b>67</b>	
<b>URUGUAY</b>	<b>6</b>	
<b>USA</b>		
USA	Alabama	57
USA	Alaska	32
USA	American Embassy	26
USA	Arizona	201
USA	Arkansas	50
USA	Armed Forces	9
USA	Armed Frces Americas	3
USA	California	1746
USA	Colorado	194
USA	Connecticut	155
USA	Delaware	33
USA	District of Columbia	135
USA	Florida	404
USA	Georgia	250
USA	Guam	6
USA	Hawaii	108
USA	Idaho	41
USA	Illinois	482
USA	Indiana	138
USA	Iowa	115
USA	Kansas	92
USA	Kentucky	71
USA	Lousiana	51
USA	Maine	47
USA	Marshall Islands	4
USA	Maryland	365
USA	Massachusetts	357
USA	Michigan	262
USA	Micronesia	3
USA	Minnesota	223
USA	Mississippi	34
USA	Missouri	156
USA	Montana	19
USA	N Mariana Islands	2
USA	Nebraska	37
USA	Nevada	76
USA	New Hampshire	63
USA	New Jersey	372
USA	New Mexico	65
USA	New York	869
USA	North Carolina	151
USA	North Dakota	12
USA	Ohio	243
USA	Oklahoma	56
USA	Oregon	198
USA	Pennsylvania	422
USA	Puerto Rico	55
USA	Rhode Island	84

<i>USA</i>	<i>South Carolina</i>	<i>66</i>
<i>USA</i>	<i>South Dakota</i>	<i>6</i>
<i>USA</i>	<i>Tennessee</i>	<i>127</i>
<i>USA</i>	<i>Texas</i>	<i>547</i>
<i>USA</i>	<i>Utah</i>	<i>141</i>
<i>USA</i>	<i>Vermont</i>	<i>82</i>
<i>USA</i>	<i>Virgin Islands</i>	<i>1</i>
<i>USA</i>	<i>Virginia</i>	<i>433</i>
<i>USA</i>	<i>Washington</i>	<i>354</i>
<i>USA</i>	<i>West Virginia</i>	<i>20</i>
<i>USA</i>	<i>Wisconsin</i>	<i>194</i>
<i>USA</i>	<i>Wyoming</i>	<i>14</i>
<b>USA</b>		<b>10,559</b>
<b>UZBEKISTAN</b>		<b>1</b>
<b>VENEZUELA</b>		<b>12</b>
<b>VIETNAM</b>		<b>12</b>
<b>VIRGIN ISLANDS, BRITISH</b>		<b>1</b>
<b>YEMEN</b>		<b>4</b>
	<b>Grand Total:</b>	<b>13,351</b>

128 distinct countries represented.

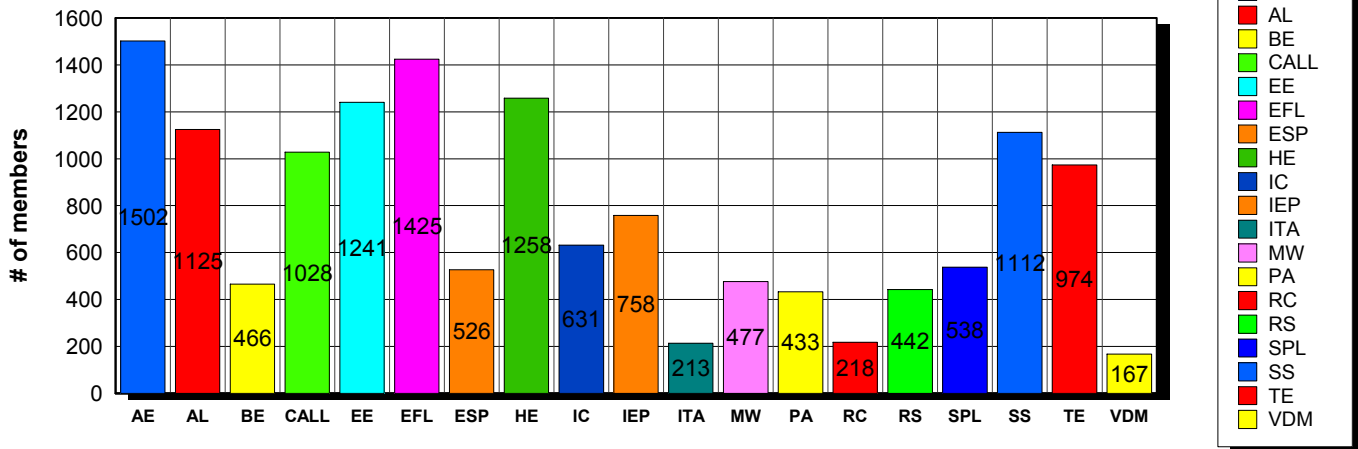
## Basic statistics on complimentary and paid memberships in interest sections For members paid through 12/31/2004 or later.

		<i>free versus paid</i>	
Adult Education Interest Section	1,502	1,373	129
Applied Linguistics Interest Section	1,125	930	195
Bilingual Education Interest Section	466	376	90
Computer-Assisted Language Learning Interest Section	1,028	814	214
Elementary Education Interest Section	1,241	1,129	112
English as a Foreign Language Interest Section	1,425	1,231	194
English for Specific Purposes Interest Section	526	402	124
ESL in Higher Education Interest Section	1,258	1,119	139
Intercultural Communication Interest Section	631	453	178
Intensive English Programs Interest Section	758	635	123
International Teaching Assistants Interest Section	213	159	54
Materials Writers Interest Section	477	334	143
Program Administration Interest Section	433	295	138
Refugee Concerns Interest Section	218	154	64
Research Interest Section	442	281	161
Speech/Pronunciation/Listening Interest Section	538	375	163
ESL in Secondary Schools Interest Section	1,112	982	130
Teacher Education Interest Section	974	756	218
Video and Digital Media Interest Section	167	96	71
<i>11,816 distinct members</i>	<b>Total # of IS memberships</b>	<b>14,534</b>	<b>11,894</b>

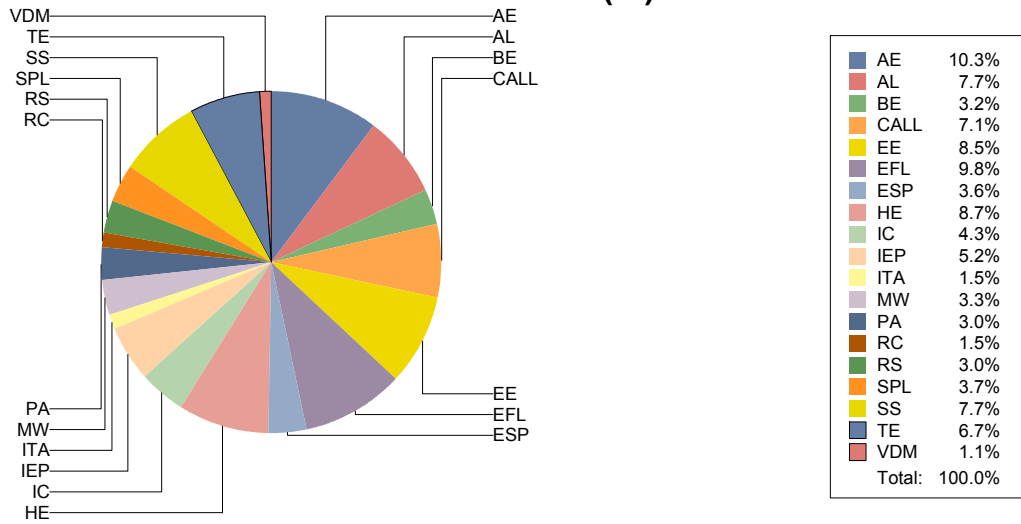
The total count is the number of IS memberships total and may either be LESS or MORE than the actual number of individual members of TESOL. For instance, one member may belong to four interest sections, while some members may belong to none.

### Interest Sections

(Complimentary and paid combined)



## Count of Interest Sections (%)



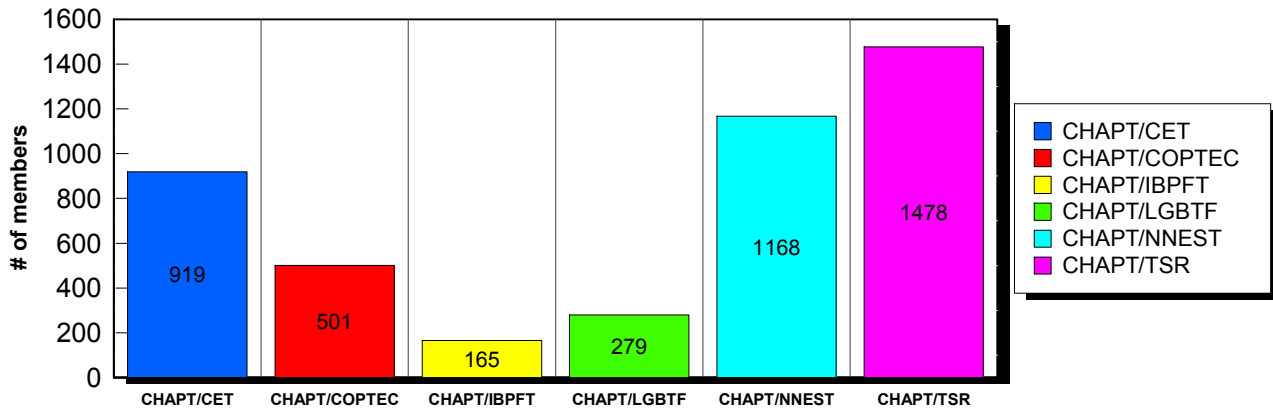
**Basic statistics on complimentary and paid memberships in caucuses  
For members paid through 12/31/2004 or later.**

		<i>free versus paid</i>	
Christian Educators in TESOL Caucus	<b>919</b>	908	11
Caucus on Part-time Employment Conditions	<b>501</b>	488	13
Int'l Black Professionals & Friends in TESOL Caucus	<b>165</b>	148	17
Lesbian/Gay/Bisexual/Transgender & Friends Caucus	<b>279</b>	267	12
Nonnative English Speakers in TESOL Caucus	<b>1,168</b>	1,144	24
TESOLers for Social Responsibility Caucus	<b>1,478</b>	1,448	30
<i>4,381 distinct members</i>	<b>Total # of caucus memberships</b>	<b>4,510</b>	<b>4,403</b>

The total count is the number of caucus memberships total and may either be LESS or MORE than the actual number of individual members of TESOL. For instance, one member may belong to four caucuses, while some members may belong to none.

**Caucuses**

(Complimentary and paid combined)

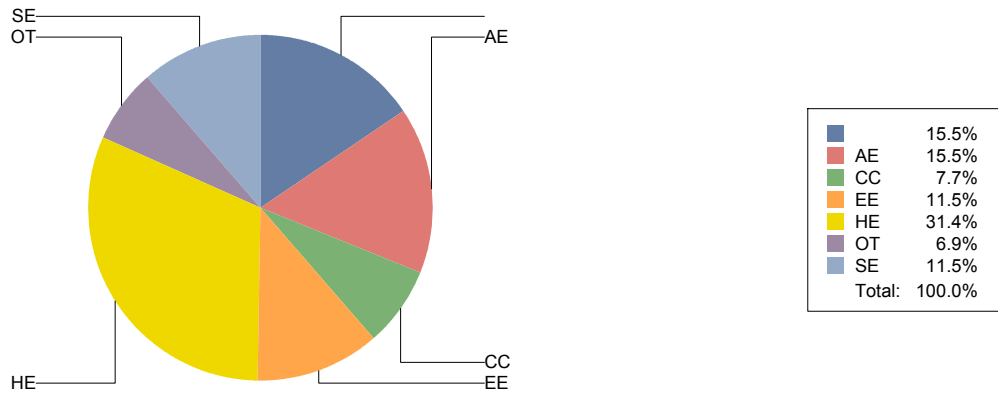




## Basic Statistics on Area of Work (Members paid through >= 12/31/2004)

<u>AREA OF WORK</u>	<u>EMPLOYED</u>
	2,068
AE	2,073
CC	1,030
EE	1,540
HE	4,187
OT	926
SE	1,529
	<u>13,353</u>

### Areas of Work



(Blanks indicate no response)

## Statistics on Areas of Interest (Members paid through >= 12/31/2004)

<u>CODE</u>	<u>DESCRIPTION</u>	<u>TOTAL*</u>	<u>% of TOTAL*</u>
EFL	English as a foreign language	4,474	7%
TE	Teacher education	4,210	7%
IC	Multiculturalism/intercultural communications	4,040	6%
CALL	Technology in education	3,307	5%
SP	Speaking/pronunciation/listening	3,070	5%
RS	Research	2,899	4%
BE	Bilingual education	2,542	4%
CURRICULUM	Curriculum/materials development	2,428	4%
ESP	English for specific purposes	2,371	4%
AE	Adult education	2,272	4%
WRITING	Writing/composition	2,142	3%
AL	Applied linguistics	2,100	3%
GRAMMAR	Grammar/vocabulary	2,090	3%
SLA	Second language acquisition	2,071	3%
HE	Higher education	2,067	3%
READING	Reading/literacy/literature	2,018	3%
CONTENT	Content-based instruction	1,957	3%
PROFDEV	Professional development	1,957	3%
ASSESS	Assessment/testing	1,833	3%
IEP	Intensive English programs	1,830	3%
LINGUISTICS	Linguistics	1,653	3%
SS	Secondary education	1,265	2%
EE	Elementary/primary education	1,243	2%
SOCIAL	Social/global concerns	1,225	2%
ITA	International teaching assistants	1,223	2%
MW	Materials writers	1,205	2%
PA	Program administration	1,128	2%
STANDARDS	Standards	889	1%
RC	Refugee concerns	795	1%
DISTANCE	Distance learning	769	1%
VI	Video and digital media	736	1%
PUBLICPOLICY	Public policy	588	1%
WORKPLACE	Workplace English instruction	91	0%
EAP	English for academic purposes	12	0%
NNES	NNES/NES issues	8	0%
COMMCOLL	Community college/technical ed	6	0%
FAMILY	Community/family outreach	6	0%
MAINSTREAMING	Mainstreaming	5	0%
EMPLOYMENT	Employment issues	4	0%
DEAF	Deaf education	2	0%

Sorted in order of prevalence.

*\* Note: Members are encouraged to choose multiple areas of interest and some members do not choose any areas of interest. The total number of distinct members (9,853) represented in this report is less than the total number of active members as indicated elsewhere in this report.*

*Areas of interest are separate from official TESOL interest sections. Areas of interest represent distinct areas in which a member may be interested, rather than official entities in which a member is involved.*