

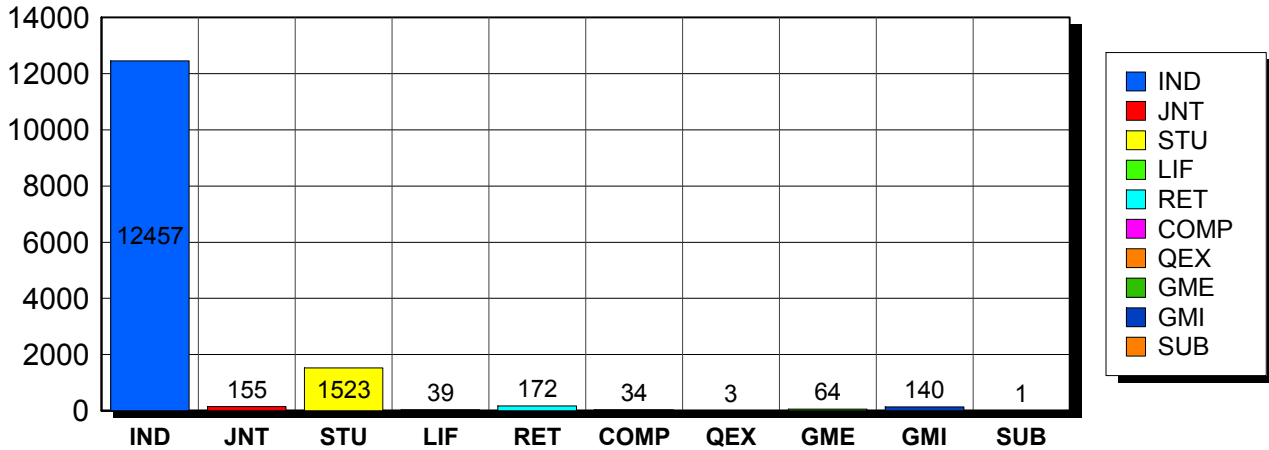
This report is based on members paid through 2/28/2005 or later.

3/8/2005

Membership Statistics: Grand totals for basic membership, by member type

		<u># Memberships</u>	<u># Members</u>
IND	BASIC	12,457	12,457
JNT	BASIC	155	310
STU	BASIC	1,523	1,523
LIF	BASIC	39	39
RET	BASIC	172	172
COMP	BASIC	34	34
QEX	BASIC	3	3
GME	BASIC	64	64
GMI	BASIC	140	140
SUB	BASIC	1	1
Grand Total:		14,588	14,743

Member Types



Note: in all general statistic reports, joint household memberships are treated as "one" member EXCEPT in the second column of this report, where joints are counted as two people, providing the most accurate count of the number of TESOL members.

This report is based on members paid through 2/28/2005 or later.

Country/State/Province	Total	
ALBANIA	2	0.0%
ALGERIA	4	0.0%
ANGOLA	1	0.0%
ANGUILLA	1	0.0%
ARGENTINA	20	0.1%
ARMENIA	9	0.1%
ARUBA	1	0.0%
AUSTRALIA	84	0.6%
AUSTRIA	9	0.1%
BAHRAIN	5	0.0%
BANGLADESH	4	0.0%
BELGIUM	8	0.1%
BELIZE	3	0.0%
BENIN	1	0.0%
BOLIVIA	2	0.0%
BOTSWANA	1	0.0%
BRAZIL	84	0.6%
BRUNEL DARUSSALAM	2	0.0%
BULGARIA	1	0.0%
BURKINA FASO	1	0.0%
CANADA		
CANADA	<i>Alberta</i>	37
CANADA	<i>British Columbia</i>	101
CANADA	<i>Manitoba</i>	15
CANADA	<i>New Brunswick</i>	5
CANADA	<i>Newfoundland</i>	3
CANADA	<i>Nova Scotia</i>	5
CANADA	<i>Nunavut</i>	1
CANADA	<i>Ontario</i>	135
CANADA	<i>Quebec</i>	23
CANADA	<i>Saskatchewan</i>	10
CANADA	<i>Yukon Territory</i>	1
CANADA	336	2.3%
CAYMAN ISLANDS	1	0.0%
CHILE	7	0.0%
COLOMBIA	21	0.1%
COSTA RICA	15	0.1%
COTE D'IVOIRE	1	0.0%
CROATIA	13	0.1%
CYPRUS	4	0.0%
CZECH REPUBLIC	4	0.0%
DENMARK	4	0.0%
DOMINICAN REPUBLIC	9	0.1%
ECUADOR	13	0.1%
EGYPT	43	0.3%
EL SALVADOR	2	0.0%
ETHIOPIA	2	0.0%
FINLAND	10	0.1%
FRANCE	16	0.1%
FRENCH POLYNESIA	1	0.0%
GEORGIA	2	0.0%
GERMANY	52	0.4%
GHANA	1	0.0%
GREECE	22	0.2%
GUATEMALA	12	0.1%
HAITI	1	0.0%
HONDURAS	2	0.0%

HONG KONG SAR CHINA	43	0.3%
HUNGARY	13	0.1%
ICELAND	1	0.0%
INDIA	8	0.1%
INDONESIA	24	0.2%
IRAN	4	0.0%
IRELAND	2	0.0%
ISRAEL	31	0.2%
ITALY	23	0.2%
JAPAN	699	4.8%
JORDAN	3	0.0%
KAZAKHSTAN	2	0.0%
KENYA	2	0.0%
KUWAIT	13	0.1%
KYRGYZSTAN	2	0.0%
LATVIA	2	0.0%
LEBANON	16	0.1%
LITHUANIA	3	0.0%
MACAU SAR CHINA	7	0.0%
MADAGASCAR	1	0.0%
MALAYSIA	11	0.1%
MALI	2	0.0%
MALTA	1	0.0%
MARTINIQUE	1	0.0%
MEXICO	130	0.9%
MOLDOVA	4	0.0%
MONGOLIA	1	0.0%
MOROCCO	12	0.1%
NAMIBIA	2	0.0%
NETHERLANDS	8	0.1%
NEW ZEALAND	37	0.3%
NICARAGUA	5	0.0%
NIGER	1	0.0%
NIGERIA	6	0.0%
NORWAY	3	0.0%
OMAN	6	0.0%
PAKISTAN	38	0.3%
PALESTINE	2	0.0%
PANAMA	5	0.0%
PARAGUAY	2	0.0%
PEOPLES REP OF CHINA	95	0.7%
PERU	65	0.4%
PHILIPPINES	22	0.2%
POLAND	6	0.0%
PORTUGAL	4	0.0%
OATAR	6	0.0%
ROMANIA	5	0.0%
RUSSIA	47	0.3%
RWANDA	1	0.0%
SAUDI ARABIA	34	0.2%
SCOTLAND	3	0.0%
SENEGAL	7	0.0%
SERBIA AND MONTENEGRO	2	0.0%
SINGAPORE	12	0.1%
SLOVAKIA	2	0.0%
SLOVENIA	1	0.0%
SOUTH AFRICA	8	0.1%
SOUTH KOREA	146	1.0%
SPAIN	26	0.2%
SRI LANKA	1	0.0%
SWAZILAND	1	0.0%

SWEDEN		11	0.1%
SWITZERLAND		11	0.1%
TAIWAN ROC		94	0.6%
TAJKISTAN		3	0.0%
TANZANIA		3	0.0%
THAILAND		43	0.3%
TOGO		2	0.0%
TRINIDAD AND TOBAGO		2	0.0%
TUNISIA		3	0.0%
TURKEY		56	0.4%
UGANDA		7	0.0%
UKRAINE		20	0.1%
UNITED ARAB EMIRATES		74	0.5%
UNITED KINGDOM		71	0.5%
URUGUAY		6	0.0%
USA			
USA	Alabama	54	
USA	Alaska	30	
USA	American Embassy	28	
USA	Arizona	223	
USA	Arkansas	64	
USA	Armed Forces	8	
USA	Armed Forces Americas	4	
USA	California	1767	
USA	Colorado	211	
USA	Connecticut	158	
USA	Delaware	41	
USA	District of Columbia	138	
USA	Florida	457	
USA	Georgia	282	
USA	Guam	6	
USA	Hawaii	119	
USA	Idaho	38	
USA	Illinois	494	
USA	Indiana	155	
USA	Iowa	118	
USA	Kansas	95	
USA	Kentucky	85	
USA	Louisiana	66	
USA	Maine	53	
USA	Marshall Islands	4	
USA	Maryland	407	
USA	Massachusetts	376	
USA	Michigan	285	
USA	Micronesia	4	
USA	Minnesota	254	
USA	Mississippi	39	
USA	Missouri	171	
USA	Montana	18	
USA	N Mariana Islands	1	
USA	Nebraska	47	
USA	Nevada	87	
USA	New Hampshire	71	
USA	New Jersey	385	
USA	New Mexico	74	
USA	New York	892	
USA	North Carolina	172	
USA	North Dakota	9	
USA	Ohio	243	

<i>USA</i>	<i>Oklahoma</i>	<i>67</i>	
<i>USA</i>	<i>Oregon</i>	<i>228</i>	
<i>USA</i>	<i>Pennsylvania</i>	<i>468</i>	
<i>USA</i>	<i>Puerto Rico</i>	<i>62</i>	
<i>USA</i>	<i>Rhode Island</i>	<i>94</i>	
<i>USA</i>	<i>South Carolina</i>	<i>79</i>	
<i>USA</i>	<i>South Dakota</i>	<i>9</i>	
<i>USA</i>	<i>Tennessee</i>	<i>153</i>	
<i>USA</i>	<i>Texas</i>	<i>902</i>	
<i>USA</i>	<i>Utah</i>	<i>151</i>	
<i>USA</i>	<i>Vermont</i>	<i>89</i>	
<i>USA</i>	<i>Virgin Islands</i>	<i>1</i>	
<i>USA</i>	<i>Virginia</i>	<i>463</i>	
<i>USA</i>	<i>Washington</i>	<i>376</i>	
<i>USA</i>	<i>West Virginia</i>	<i>25</i>	
<i>USA</i>	<i>Wisconsin</i>	<i>210</i>	
<i>USA</i>	<i>Wyoming</i>	<i>25</i>	
USA		11,635	79.8%
UZBEKISTAN		6	0.0%
VENEZUELA		16	0.1%
VIETNAM		15	0.1%
YEMEN		3	0.0%
	Grand Total:	14,588	

126 distinct countries represented.

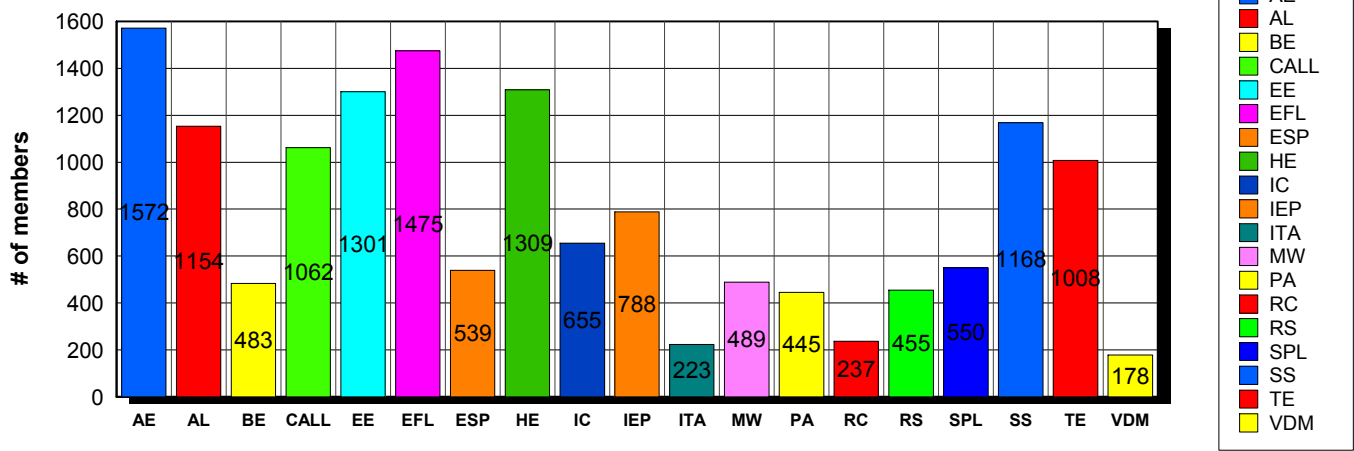
Basic statistics on complimentary and paid memberships in interest sections. For members paid through 2/28/2005 or later.

			<i>free versus paid</i>	
Adult Education Interest Section	10.4%	1,572	1,450	122
Applied Linguistics Interest Section	7.6%	1,154	948	206
Bilingual Education Interest Section	3.2%	483	392	91
Computer-Assisted Language Learning Interest Section	7.0%	1,062	831	231
Elementary Education Interest Section	8.6%	1,301	1,178	123
English as a Foreign Language Interest Section	9.8%	1,475	1,269	206
English for Specific Purposes Interest Section	3.6%	539	412	127
ESL in Higher Education Interest Section	8.7%	1,309	1,151	158
Intercultural Communication Interest Section	4.3%	655	474	181
Intensive English Programs Interest Section	5.2%	788	673	115
International Teaching Assistants Interest Section	1.5%	223	170	53
Materials Writers Interest Section	3.2%	489	345	144
Program Administration Interest Section	2.9%	445	308	137
Refugee Concerns Interest Section	1.6%	237	167	70
Research Interest Section	3.0%	455	295	160
Speech/Pronunciation/Listening Interest Section	3.6%	550	380	170
ESL in Secondary Schools Interest Section	7.7%	1,168	1,047	121
Teacher Education Interest Section	6.7%	1,008	772	236
Video and Digital Media Interest Section	1.2%	178	97	81
<i>12,278 distinct members</i>	Total # of IS memberships	15,091	12,359	2,732

The total count is the number of IS memberships total and may either be LESS or MORE than the actual number of individual members of TESOL. For instance, one member may belong to four interest sections, while some members may belong to none.

Interest Sections

(Complimentary and paid combined)



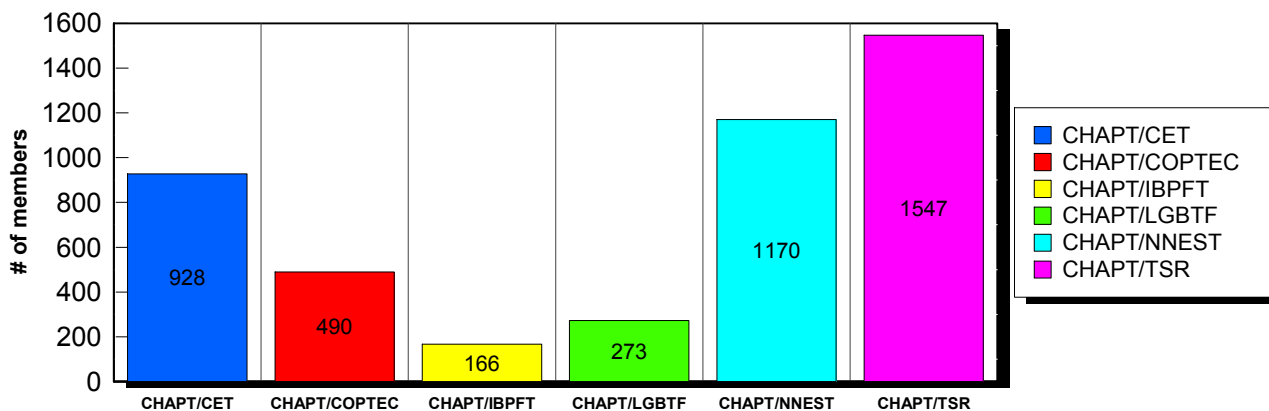
Basic statistics on complimentary and paid memberships in caucuses For members paid through 2/28/2005 or later.

		<i>free versus paid</i>		
Christian Educators in TESOL Caucus	20.3%	928	916	12
Caucus on Part-time Employment Conditions	10.7%	490	479	11
Int'l Black Professionals & Friends in TESOL Caucus	3.6%	166	151	15
Lesbian/Gay/Bisexual/Transgender & Friends Caucus	6.0%	273	261	12
Nonnative English Speakers in TESOL Caucus	25.6%	1,170	1,146	24
TESOLers for Social Responsibility Caucus	33.8%	1,547	1,517	30
<i>4,449 distinct members</i>	Total # of caucus memberships	4,574	4,470	104

The total count is the number of caucus memberships total and may either be LESS or MORE than the actual number of individual members of TESOL. For instance, one member may belong to four caucuses, while some members may belong to none.

Caucuses

(Complimentary and paid combined)

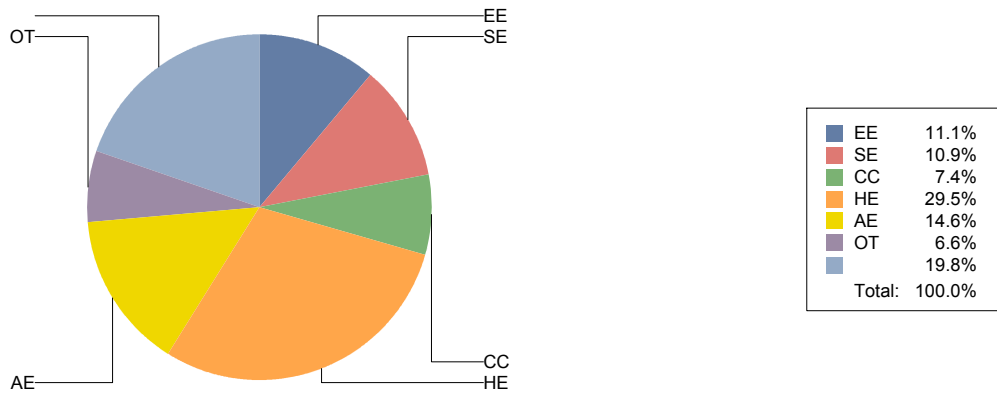


Basic Statistics on Area of Work (Members paid through >= 2/28/2005)

<u>AREA OF WORK</u>			
Elementary Education	EE	1,617	11.1%
Secondary Education	SE	1,590	10.9%
Community/2yr College	CC	1,075	7.4%
Postsecondary Education	HE	4,310	29.5%
Adult Education	AE	2,137	14.6%
Other	OT	970	6.6%
		2,891	19.8%
		14,590	

Only members who selected an area of work are included on this report. Other members may not have responded to this question and are excluded from the count.

Areas of Work



(Blanks indicate no response)

Statistics on Areas of Interest (Members paid through >= 2/28/2005)

<u>CODE</u>	<u>DESCRIPTION</u>	<u>TOTAL*</u>	<u>% of TOTAL*</u>
EFL	English as a foreign language	4,722	7%
TE	Teacher education	4,421	6%
IC	Multiculturalism/intercultural communications	4,241	6%
CALL	Technology in education	3,462	5%
RS	Research	2,982	4%
SP	Speaking/pronunciation/listening	2,868	4%
BE	Bilingual education	2,708	4%
CURRICULUM	Curriculum/materials development	2,652	4%
WRITING	Writing/composition	2,362	3%
SLA	Second language acquisition	2,306	3%
AE	Adult education	2,303	3%
ESP	English for specific purposes	2,280	3%
GRAMMAR	Grammar/vocabulary	2,261	3%
READING	Reading/literacy/literature	2,255	3%
CONTENT	Content-based instruction	2,163	3%
AL	Applied linguistics	2,150	3%
PROFDEV	Professional development	2,148	3%
HE	Higher education	2,092	3%
ASSESS	Assessment/testing	2,017	3%
IEP	Intensive English programs	1,857	3%
LINGUISTICS	Linguistics	1,826	3%
SOCIAL	Social/global concerns	1,383	2%
ITA	International teaching assistants	1,304	2%
SS	Secondary education	1,272	2%
EE	Elementary/primary education	1,260	2%
MW	Materials writers	1,220	2%
PA	Program administration	1,127	2%
STANDARDS	Standards	970	1%
DISTANCE	Distance learning	844	1%
RC	Refugee concerns	813	1%
VI	Video and digital media	759	1%
PUBLICPOLICY	Public policy	657	1%
WORKPLACE	Workplace English instruction	311	0%
EAP	English for academic purposes	57	0%
COMMCOLL	Community college/technical ed	30	0%
NNES	NNES/NES issues	25	0%
FAMILY	Community/family outreach	18	0%
MAINSTREAMING	Mainstreaming	15	0%
EMPLOYMENT	Employment issues	10	0%
DEAF	Deaf education	4	0%

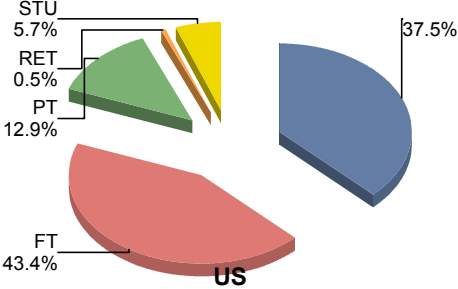
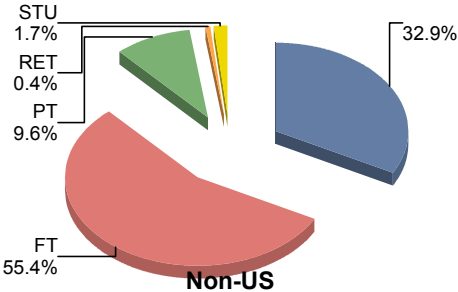
Sorted in order of prevalence.

* Note: Members are encouraged to choose multiple areas of interest and some members do not choose any areas of interest. The total number of distinct members (10,285) represented in this report is less than the total number of active members as indicated elsewhere in this report.

Areas of interest are separate from official TESOL interest sections. Areas of interest represent distinct areas in which a member may be interested, rather than official entities in which a member is involved.

Areas of interest which have a very low count may be recent additions to the AOI list, or may reflect overall trends in membership.

Basic Statistics on PT/FT Status, paid throughs >= 2/28/2005



14,590 total members represented